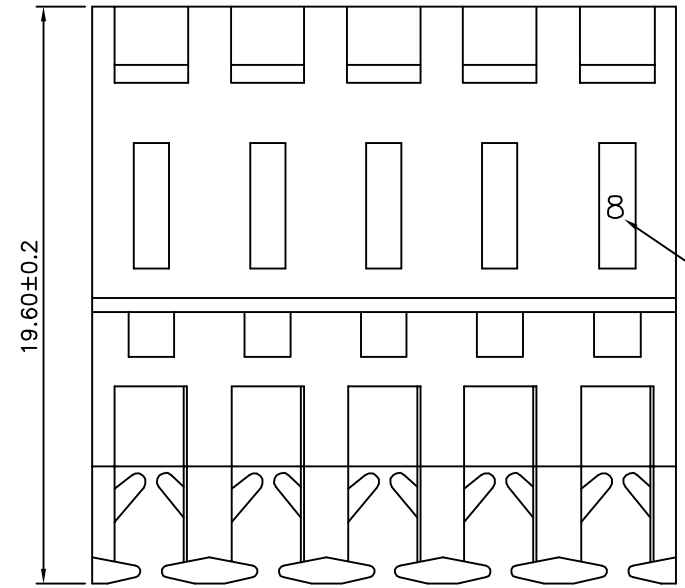
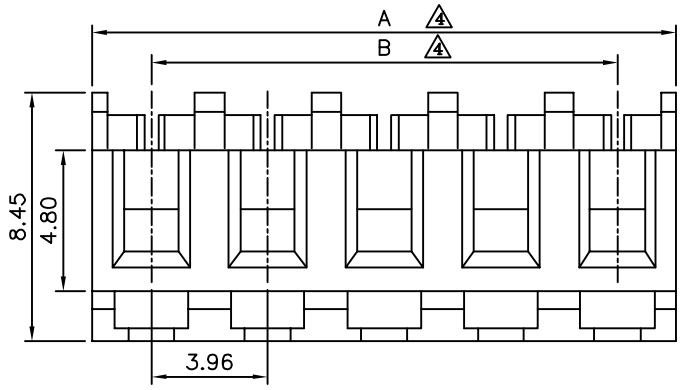
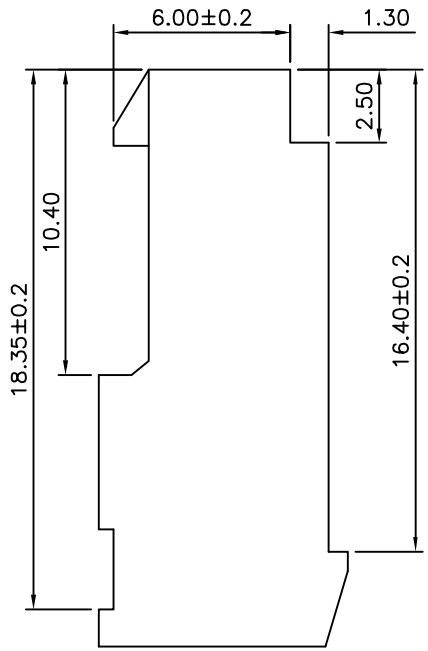


**△△△ SPECIFICATION**

Current Rating: 7A AC,DC  
 Voltage Rating: 250V AC Max.  
 Temperature Range: -40°C~+105°C  
 Contact Resistance: Initial Value/10 Milliohms Max.  
 After Environmental Testing/20 Milliohms Max.  
 Insulation Resistance: 1000 Megaohms Min.  
 Withstand Voltage: 1500V AC/Minute  
 Applicable Wire: AWG#18~#26  
 Mates With 1.14mm Pins  
 Terminal Retention To Housing 8lbs(3.63Kg) Min.  
 With Or Without Locking Ramp And Polarizing Rib  
 Through And End Type  
 Housing: PA66(UL94V-2), Nature  
 Contact: Brass, Tin Plated Over Nickel  
 RoHS Compliant



Wire Gauge  
 8: #18 AWG  
 0: #20 AWG  
 2: #22 AWG  
 4: #24 AWG  
 6: #26 AWG



△ Pin	A	B	Tol.	Pin	A	B	Tol.
02	7.92	3.96	±0.15	14	55.44	51.48	±0.25
03	11.88	7.92		15	59.40	55.44	
04	15.84	11.88		16	63.36	59.40	
05	19.80	15.84	±0.20	17	67.32	63.36	±0.30
06	23.76	19.80		18	71.28	67.32	
07	27.72	23.76		19	75.24	71.28	
08	31.68	27.72	±0.25	20	79.20	75.24	±0.35
09	35.64	31.68		21	83.16	79.20	
10	39.60	35.64		22	87.12	83.16	
11	43.56	39.60	±0.25	23	91.08	87.12	±0.35
12	47.52	43.56		24	95.04	91.08	
13	51.48	47.52		25	99.00	95.04	

**4UCON** 元化興業股份有限公司  
 4UCON TECHNOLOGY INC.

DRAWING No.		APPROVED BY		UNLESS OTHERWISE SPECIFIED TOLERANCES ARE .X ±0.20 .XX ±0.10 .XXX ±0.05 X ±2° X ±1°
15585		EMILY		
		CHECKED BY		
		HZF		UNIT mm
		DRAWING BY		
		HAO		
SCALE	NONE	REV.	A4	

NO.	REV.	REVISIONS	CHK	DATE
△ A4		Modify Data	HZF	05/08/2015
△ A3		Modify Data	HZF	12/24/2010
△ A2		Modify Data	INGRID	01/29/2008
△ A1		Modify Spec. & Tolerance	SHIN	10/19/2006
△ A0		NEW RELEASE	BECKY	12/09/2004