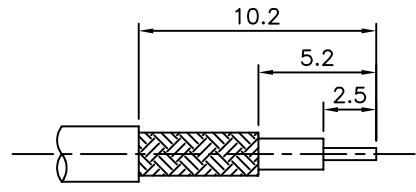
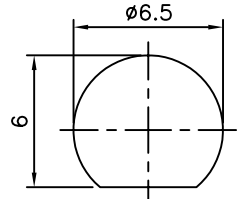


SPECIFICATIONS

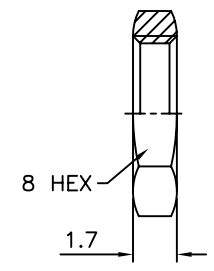
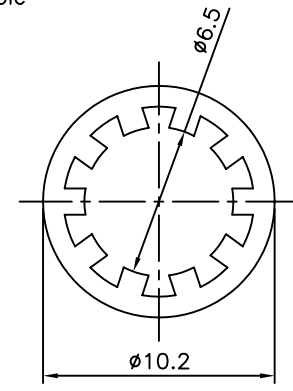
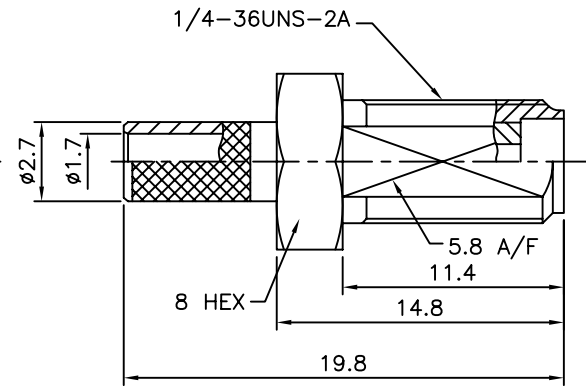
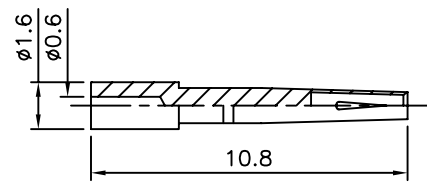
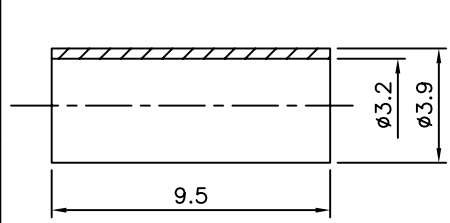
- 1.Crimped Ferrule
HEX Crimp Size 3.25mm
- 2.Contact Pin To Solder
- 3.Max Panel Thickness=3.2mm



Recommended Cable Stripping Dim's



Recommended Mounting Hole



- Notes:Finish (Plating Thickness In Micro-Inches)
- 1.Brass PER QQ-B-626
 - 2.Gold PL 3 Min Over Nickel PL 70 Min Thick Over Copper Stricke
 - 3.Gold PL 30 Min Over Nickel PL 70 Min Thick Over Copper Stricke
 - 4.Teflon MIL-P-19468
 - 5.Beryllium Copper PER QQ-C-530
 - 6.Brass JIS H 3250 C 2700

Desciption	Material	Finish
NUT	Note 1	Note 2
Washer	SS41	Note 2
Ferrule	Note 6	Note 2
Contact Pin	Note 5	Note 3
Insulator	Note 4	White
Body	Note 1	Note 2

4UCON 元化興業股份有限公司
4UCON TECHNOLOGY INC.

DRAWING No.		APPROVED BY		UNLESS OTHERWISE SPECIFIED TOLERANCES ARE 0.5~6 ±0.2 >6~30 ±0.4 >30~120 ±0.6 >120~315 ±1.6 >315~1000 ±1.6 ANG ±5°	
17802		MEI			
		CHECKED BY	HZF		
		DRAWING BY	PEGA		
SCALE	NONE	REV.	AO	UNIT	mm

NO.	REV.	DESCRIPTION	CHK	DATE
		NEW RELEASE	HZF	04/24/2006