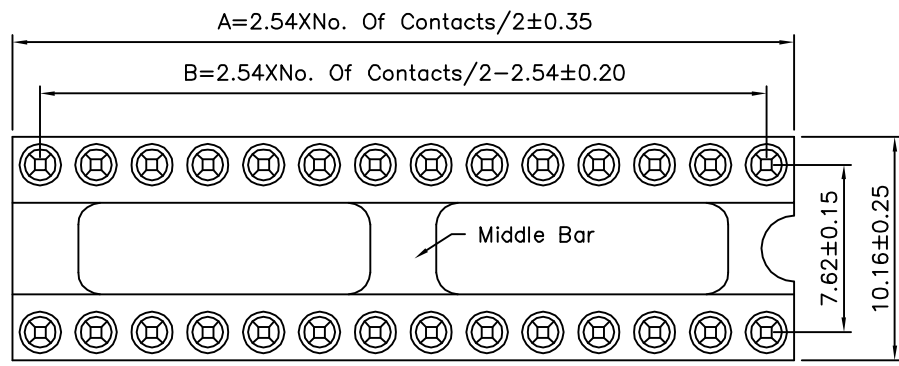
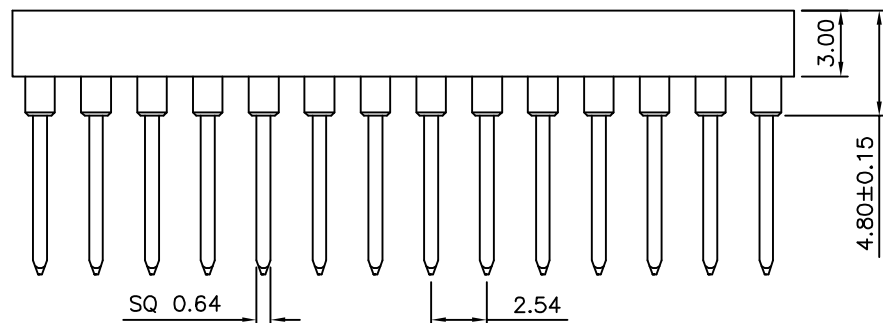


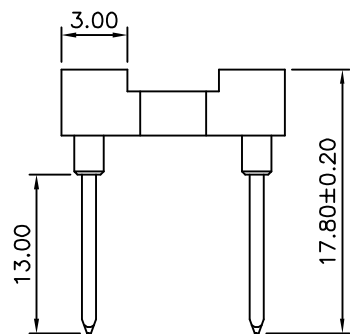
△ Recommended P.C.B. Layout



△



△



△

△ SPECIFICATION

Current Rating: 3 Amps/Contact Max.  
 Contact Resistance: 4 Milliohms/Contact Max.  
 Insulation Resistance: 1000 Megaohms Min. At 100V  
 Operating Voltage: 60V AC/DC  
 Average Insertion Force With Steel Pin Of  
 φ0.43mm: <250g  
 Average Withdrawal Force With Steel Pin Of  
 φ0.43mm: >90g Min.  
 Mechanical Life Cycle: 200 Min.  
 Operating Temperatures: Gold Plated: -55°C ~ +105°C  
 Tin Plated: -40°C ~ +105°C  
 Soldering Temperature: +260°C, 10s Max.  
 Clip (Contact 4 Finger): Beryllium Copper, Heat Treated  
 Gold Flash Over Nickel  
 Pin (Outer Sleeve): Brass, Machined CuZn38Pb2  
 Tin Plated Over Nickel  
 Insulator (Housing): PBT (UL94V-0), Black  
 RoHS Compliant

Pin	A	B	Type
6	7.62	5.08	Without Middle Bar
8	10.16	7.62	
10	12.70	10.16	
14	17.78	15.24	
16	20.32	17.78	With Middle Bar
18	22.86	20.32	
20	25.40	22.86	
24	30.48	27.94	
28	35.56	33.02	
32	40.64	38.10	
40	50.80	48.26	
48	60.96	58.42	

**4UCON** 元化興業股份有限公司  
 4UCON TECHNOLOGY INC.

DRAWING No.		APPROVED BY		UNLESS OTHERWISE SPECIFIED TOLERANCES ARE X ±0.50 △ X ±0.30 .XX ±0.20 .XXX ±0.10 ANG. ±5°
05918		EMILY		
		CHECKED BY		
		HZF		
		DRAWING BY		
		WSS		
SCALE	NONE	REV.	A1	UNIT
				mm

NO.	REV.	REVISIONS	CHK	DATE
△ A1		Modify Data	HZF	03/17/2011
△ A0		NEW RELEASE	HZF	10/30/2006