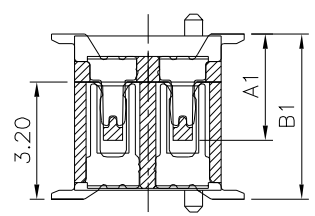
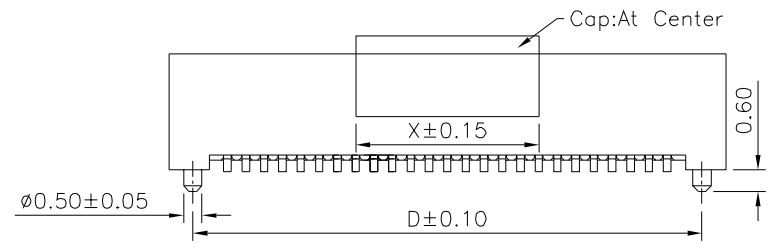
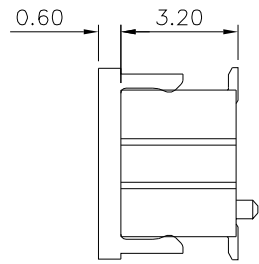
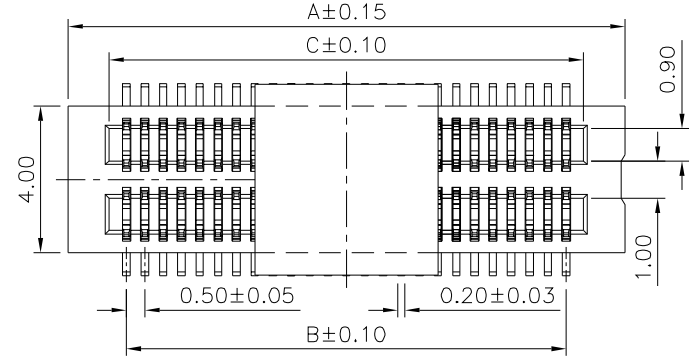
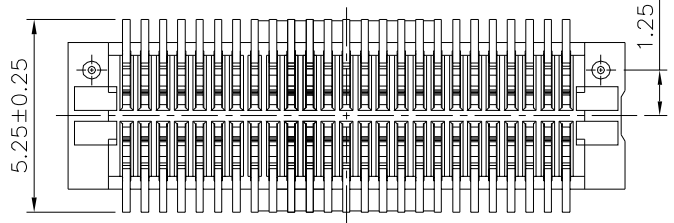


Recommended P.C.B. Layout



Mating Draw (Ref.)



**SPECIFICATION**

- 1.General Characteristics:  
0.5mm Board To Board Double Slot Type  
Male XXP SMT 180° With Post Stacking  
Height=4.5mm With Cap
- 2.Material&Finish  
Housing:LCP(UL94V-0),White  
Contact:Phosphor Bronze,Gold Plated Over Nickel
- 3.Electrical Characteristics:  
Current Rating:0.5A AC/DC  
Voltage Rating:50V AC/DC  
Withstanding Voltage:100V AC For One Minute  
Contact Resistance:30 Milliohms Max.  
Insulation Resistance:100 Megaohms Min. At 100V DC
- 4.Environmental Characteristics:  
Operation Temperature:-20°C~+105°C
- 5.RoHS Compliant

Pin	X
10~48	5.00
50~120	12.0

Pin	A	B	C	D
10	5.20	2.00	2.96	3.90
20	7.70	4.50	5.46	6.40
30	10.20	7.00	7.96	8.90
40	12.70	9.50	10.46	11.40
50	15.20	12.00	12.96	13.90
60	17.70	14.50	15.46	16.40
70	20.20	17.00	17.96	18.90
80	22.70	19.50	20.46	21.40
90	25.20	22.00	22.96	23.90
100	27.70	24.50	25.46	26.40
120	32.70	29.50	30.46	31.40

Part No.(Socket)	Part No.(Plug)	Dim. A1	Dim. B1
1655	1657	2.90	4.5

**4UCON** 元化興業股份有限公司  
4UCON TECHNOLOGY INC.

DRAWING No. 18979  
APPROVED BY MEI  
CHECKED BY HZF  
DRAWING BY CYP  
SCALE NONE REV. B0

UNLESS OTHERWISE SPECIFIED TOLERANCES ARE  
.X ±0.2  
.XX ±0.15  
ANG.  
UNIT mm

NO.	REV.	REVISIONS	CHK	DATE
△	B0	NEW RELEASE	HZF	09/25/2018