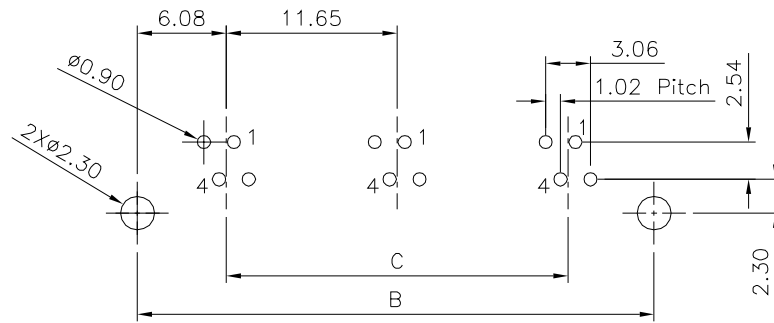
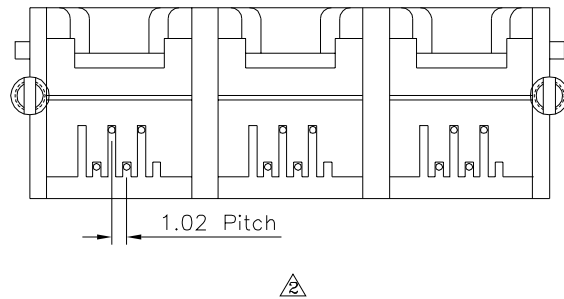
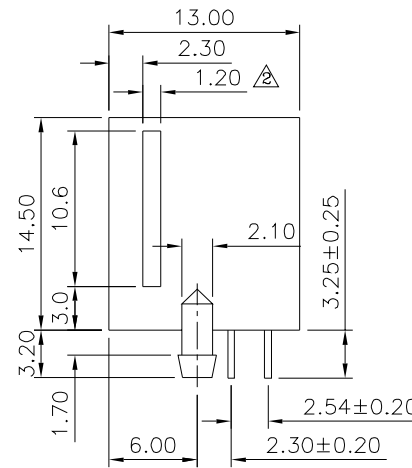
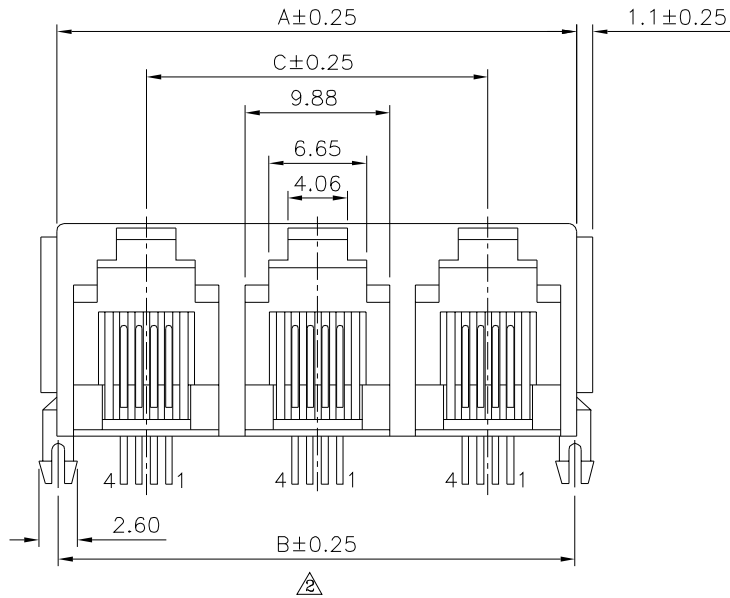


△ SPECIFICATION

Current Rating: 1.5A Max.
 Voltage Rating: 150V AC Max.
 Operating Temperature: -40°C ~ +85°C
 Relative Humidity: 70% ± 10% RH
 Insulation Resistance: 500 Megaohms Min. Initial
 At 500V DC
 Contact Resistance: 20 Milliohms Max. Initial
 30 Milliohms Max. Final
 Durability: 750 Cycles
 Dielectric Withstanding Voltage:
 1000V RMS. At 60Hz, 1 Minute Between
 Adjacent Contacts
 1500V RMS. At 60Hz, 1 Minute Between
 Shield And Contacts
 △ Housing: PBT+G.F. (UL94V-0), Gray
 △ Contacts: Phosphor Bronze
 Gold Plated 6u" Over All, Over Nickel
 Cavity Conforms To FCC Rules And
 Regulations Part 68, Subpart F.
 RoHS Compliant



Recommended P.C.B. Layout (Top View)
 (PCB Board Tolerance ± 0.05)
 Thickness: 1.6mm

Ports	A	B	C
2	23.9	23.6	11.65
3	35.55	35.25	23.3
4	47.2	46.9	34.95
5	58.85	58.55	46.6
6	70.5	70.2	58.25
7	82.15	81.85	69.9
8	93.8	93.5	81.55
9	105.45	105.15	93.2
10	117.1	116.8	104.85
11	128.75	128.45	116.5
12	140.4	140.1	128.15

4UCON 元化興業股份有限公司
 4UCON TECHNOLOGY INC.

DRAWING No. △

04935

APPROVED BY

MEI

CHECKED BY

HZF

DRAWING BY

CYP

REV.

A3

UNLESS OTHERWISE SPECIFIED TOLERANCES ARE

△ .X ± 0.25
 .XX ± 0.13
 .XXX ± 0.05

UNIT



NO.	REV.	REVISIONS	CHK	DATE
△	A3	Modify Data	HZF	01/30/2018
△	A2	Modify Data	HZF	04/15/2014
△	A1	Modify Data	HZF	07/02/2010
△	A0	NEW RELEASE	HZF	08/05/2009

SCALE

NONE