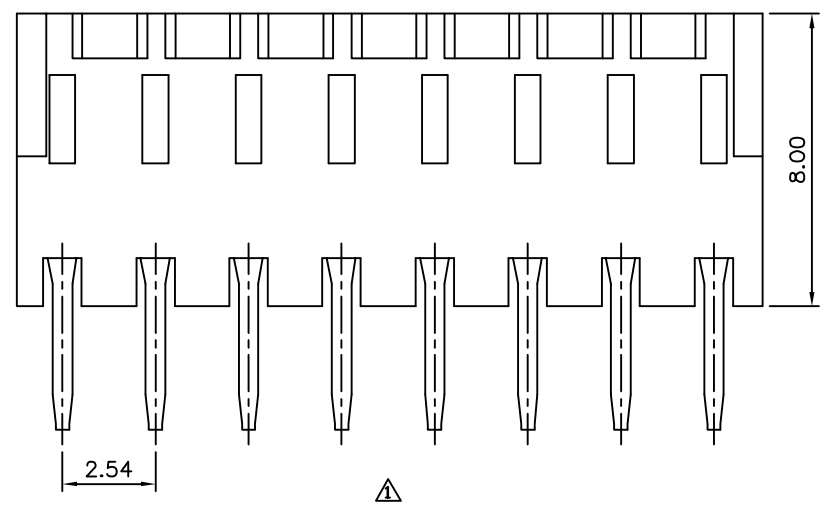
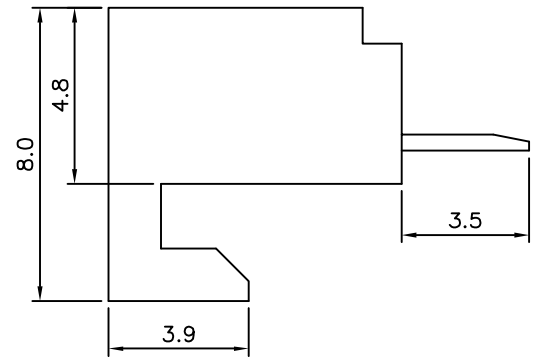
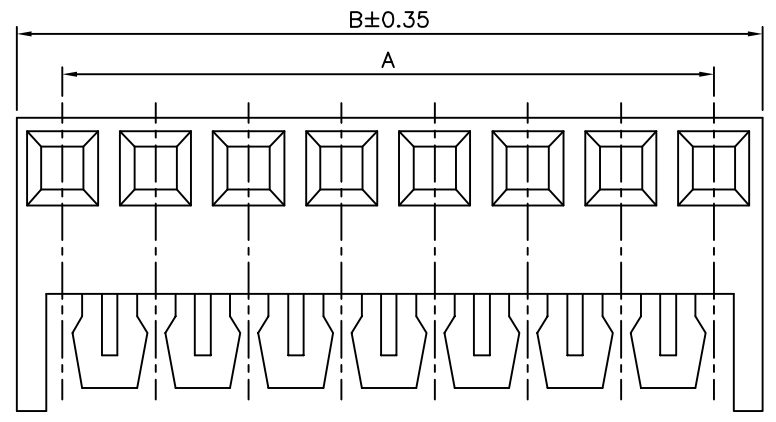


Recommended P.C.B. Layout



△ SPECIFICATION

Current: 2.5A Max.
 Voltage: 250V AC Max.
 Insulation Resistance: 1000 Megaohms Min.
 Contact Resistance: 20 Milliohms Max.
 Dielectric Withstanding Voltage: 1500V AC
 Temperature Range: 0°C~+75°C
 Solder Resitonce: DIP Connector Terminal Tails In Solder:
 Solder Duration: 5±0.5s
 Solder Temperature: 245±5°C
 Contact: Brass, Tin Plated Over Nickel
 Housing: PA66(UL94V-2), White
 RoHS Compliant

Pin	A	B	Pin	A	B
02	2.54	5.10	16	38.10	40.66
03	5.08	7.64	17	40.64	43.20
04	7.62	10.18	18	43.18	45.74
05	10.16	12.72	19	45.72	48.28
06	12.70	15.26	20	48.26	50.82
07	15.24	17.80	21	50.80	53.36
08	17.78	20.34	22	53.34	55.90
09	20.32	22.88	23	55.88	58.44
10	22.86	25.42	24	58.42	60.98
11	25.40	27.96	25	60.96	63.52
12	27.94	30.50	26	63.50	66.06
13	30.48	33.04	27	66.04	68.60
14	33.02	35.58	28	68.58	71.14
15	35.56	38.12	29	71.12	73.68

4UCON 元化興業股份有限公司
 4UCON TECHNOLOGY INC.

DRAWING No.		APPROVED BY		UNLESS OTHERWISE SPECIFIED TOLERANCES ARE .X ±0.35 .XX ±0.10 ANG.
05459		EMILY		
		CHECKED BY HZF		
DRAWING BY		SONG		UNIT
SCALE	NONE	REV.	B2	mm

NO.	REV.	REVISIONS	CHK	DATE
△ B2		Modify Data	HZF	01/03/2014
△ B1		Modify Data	HZF	09/08/2011
△ B0		NEW RELEASE	HZF	03/03/2006