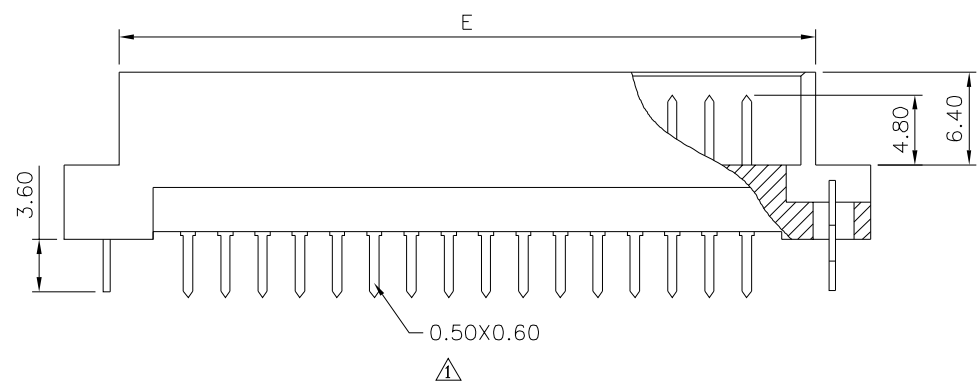
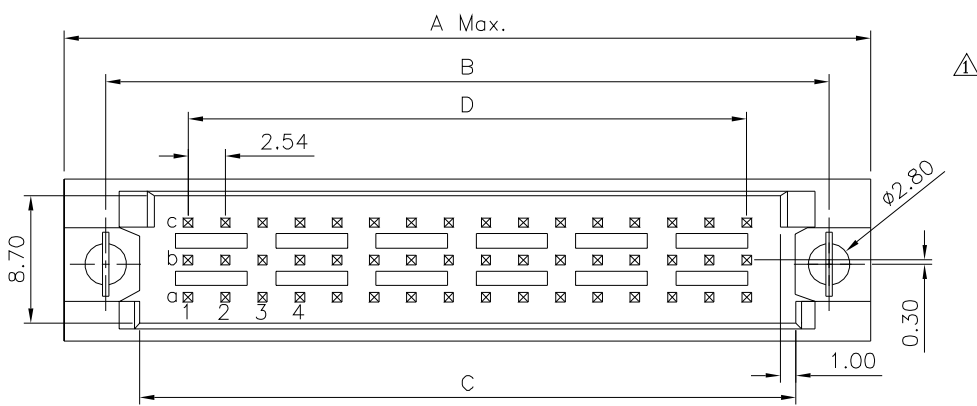


Recommended P.C.B. Layout

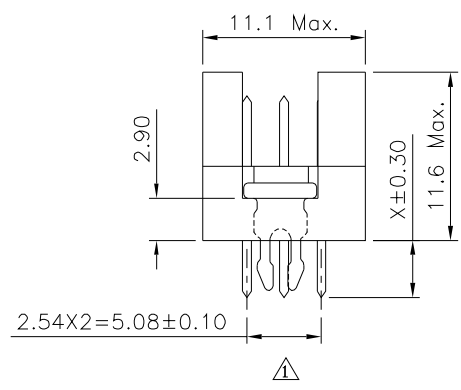


- (1) 10:Pin/Row, Full Pin (Pitch=2.54mm)
16:Pin/Row, Full Pin (Pitch=2.54mm)
- (2) Boardlock Options(Standard W/O Boardlock)
- (3) DIP Length (Dim. X):
X=4.0mm(Standard),or
2.5mm,or 13.0mm,or 17.0mm
- (4) Contact Finish Option:
Standard:Gold Flash On Contact Area,
Tin Plated On Solder Tails,Over Nickel
2:Gold Plated 10u" On Contact Area,
Tin Plated On Solder Tails,Over Nickel
3:Gold Plated 15u" On Contact Area,
Tin Plated On Solder Tails,Over Nickel
6:Gold Plated 30u" On Contact Area,
Tin Plated On Solder Tails,Over Nickel

△ SPECIFICATION
 Current Rating:2 Amp
 Withstanding Voltage:1000V AC For 1 Minute
 Contact Resistance:20 Milliohms Max.
 At DC 100mA
 Insulation Resistance:1000 Megohms Min.
 At DC 500V
 Operating Temperature:-55°C~+125°C
 △ Housing:PBT+G.F.(UL94V-0)
 △ Contact:Brass
 △ Lock:Phosphor Bronze,Tin Plated Over Nickel
 RoHS Compliant

Pin	A	B	C	D	E
16P,32P,48P	55.0	49.36	44.60	38.10	47.40
10P,20P,30P	39.8	34.12	29.36	22.86	32.16

Pitch	Position	Rows With Contacts	Contact Arrange
2.54mm	10	a - -	
	16	a - -	
	20	a - c	
	30	a b c	
	32	a - c	
	48	a b c	



4UCON 元化興業股份有限公司
 4UCON TECHNOLOGY INC.

DRAWING No. △		APPROVED BY		UNLESS OTHERWISE SPECIFIED TOLERANCES ARE X. ±0.5 .X ±0.25 .XX ±0.15
05636		MEI		
		CHECKED BY HZF		
DRAWING BY SONG		REV. A2		UNIT mm
SCALE	NONE	REV.	A2	UNIT mm

NO.	REV.	REVISIONS	CHK	DATE
△A2		Modify Data	HZF	01/12/2017
△A1		Modify Data	HZF	05/24/2013
△A0		NEW RELEASE	HZF	01/25/2008