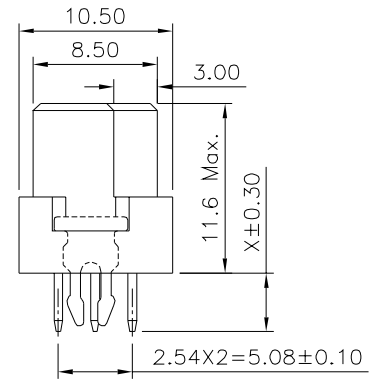
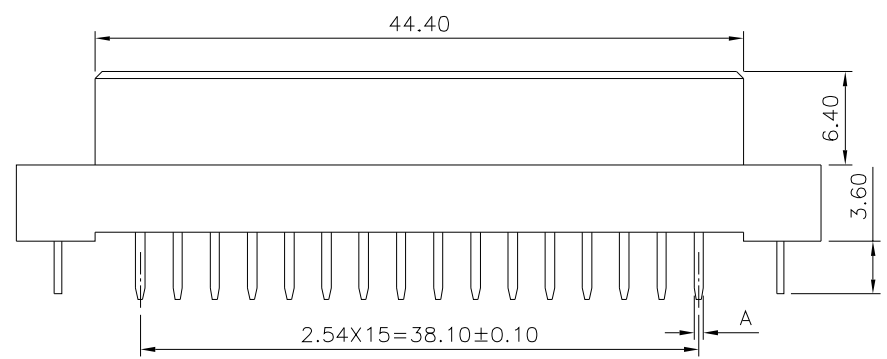


Dim. A	0.70X0.30	0.50X0.60	
Slot Option	Without Slot	With Slot	
Dim. X	4.0	2.5	13
		17	

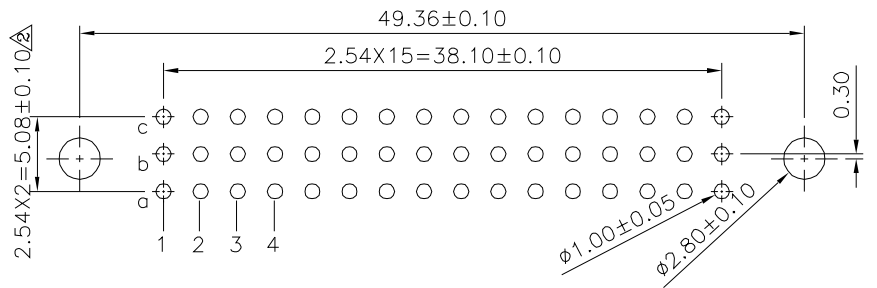
**SPECIFICATION**

Current Rating:2 Amp  
 Withstand Voltage:1000V AC For 1 Minute  
 Contact Resistance:20 Milliohms Max. At 100mA DC  
 Insulation Resistance:1000 Megaohms Min. At 500V DC  
 Operation Temperature:-55°C~+125°C  
 Insulator:PBT+30%G.F.(UL94V-0)  
 Contact:Phosphor Bronze  
 Boardlock:Phosphor Bronze,Tin Plated  
 RoHS Compliant



- (1) 16:Pin/Row,Full Pin (Pitch=2.54mm)  
 8:Pin/Row,Removed Odd Pin (Pitch=5.08mm)
- (2) Boardlock Options(Standard W/O Boardlock)
- (3) DIP Length (Dim. X):  
 X=4.0mm(Standard),or  
 2.5mm,or 13.0mm,or 17.0mm
- (4) Contact Finish Option:

Standard:Gold Flash On Contact Area,  
 Tin Plated On Solder Tails,Over Nickel  
 2:Gold Plated 10u" On Contact Area,  
 Tin Plated On Solder Tails,Over Nickel  
 3:Gold Plated 15u" On Contact Area,  
 Tin Plated On Solder Tails,Over Nickel  
 6:Gold Plated 30u" On Contact Area,  
 Tin Plated On Solder Tails,Over Nickel



Recommended P.C.B. Layout  
 PCB Tolerance:±0.05

Pitch	Pin	Rows With Contacts	Contact Arrange
2.54mm	48	a b c	
	32	a - c	
	16	a - -	
5.08mm	24	a b c	
	16	a - c	
	8	a - -	

**4UCON** 元化興業股份有限公司  
 4UCON TECHNOLOGY INC.

DRAWING No.		APPROVED BY		UNLESS OTHERWISE SPECIFIED TOLERANCES ARE X. ±0.5 .X ±0.25 .XX ±0.15
05643		MEI		
		CHECKED BY	HZF	
		DRAWING BY	CYP	
SCALE	NONE	REV.	BO	UNIT mm

△ BO	NEW RELEASE	HZF	08/06/2019
NO.REV.	REVISIONS	CHK	DATE