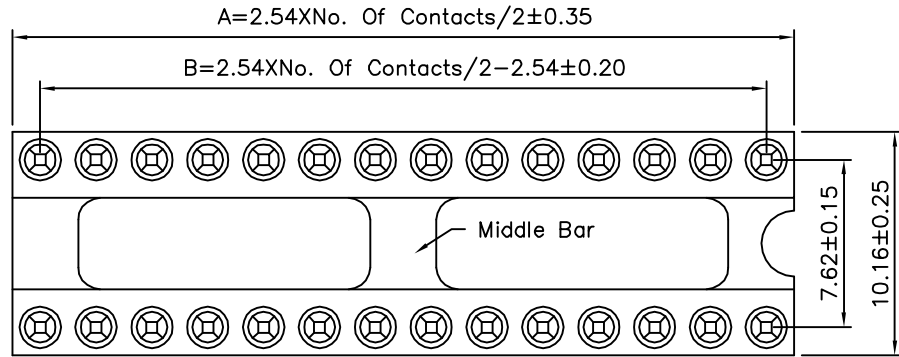
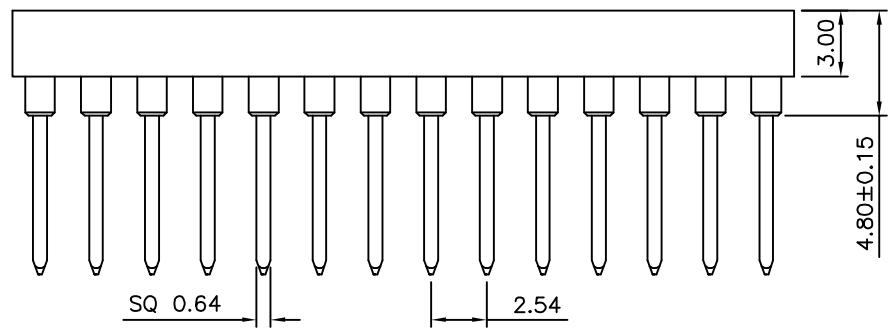


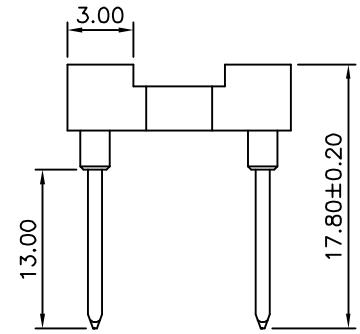
△ Recommended P.C.B. Layout



△



△



△

△ SPECIFICATION

Current Rating: 3 Amps/Contact Max.
 Contact Resistance: 4 Milliohms/Contact Max.
 Insulation Resistance: 1000 Megaohms Min. At 100V
 Operating Voltage: 60V AC/DC
 Average Insertion Force With Steel Pin Of
 φ0.43mm: <250g
 Average Withdrawal Force With Steel Pin Of
 φ0.43mm: >90g Min.
 Mechanical Life Cycle: 200 Min.
 Operating Temperatures: Gold Plated: -55°C ~ +105°C
 Tin Plated: -40°C ~ +105°C
 Soldering Temperature: +260°C, 10s Max.
 Clip (Contact 4 Finger): Beryllium Copper, Heat Treated
 Gold Flash Over Nickel
 Pin (Outer Sleeve): Brass, Machined CuZn38Pb2
 Tin Plated Over Nickel
 Insulator (Housing): PBT (UL94V-0), Black
 RoHS Compliant

Pin	A	B	Type
6	7.62	5.08	Without Middle Bar
8	10.16	7.62	
10	12.70	10.16	
14	17.78	15.24	
16	20.32	17.78	With Middle Bar
18	22.86	20.32	
20	25.40	22.86	
24	30.48	27.94	
28	35.56	33.02	
32	40.64	38.10	
40	50.80	48.26	
48	60.96	58.42	

4UCON 元化興業股份有限公司
 4UCON TECHNOLOGY INC.

DRAWING No.		APPROVED BY		UNLESS OTHERWISE SPECIFIED TOLERANCES ARE X ±0.50 △ X ±0.30 .XX ±0.20 .XXX ±0.10 ANG. ±5°
05914		EMILY		
		CHECKED BY		
		HZF		
		DRAWING BY		
		WSS		
SCALE	NONE	REV.	A1	UNIT mm

NO.	REV.	REVISIONS	CHK	DATE
△ A1		Modify Data	HZF	03/17/2011
△ A0		NEW RELEASE	HZF	10/30/2006