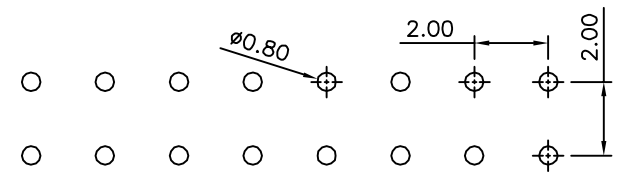
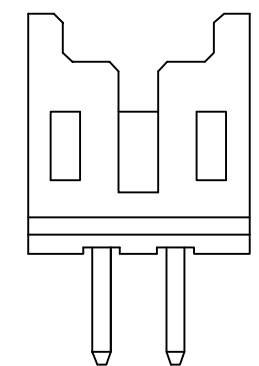
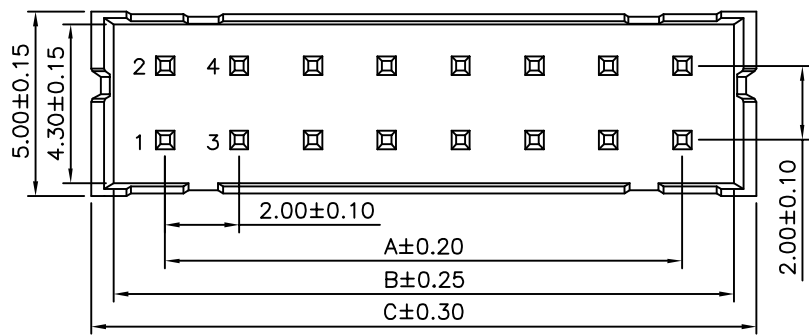


SPECIFICATION

Rated Current:2.0 Amp
 Rated Voltage:250V AC/DC
 Withstand Voltage:800V AC/Minute
 Contact Resistance:20 Milliohms Max.
 Insulation Resistance:1000 Megaohms Min.
 Operation Temperature:-25°C~+85°C
 Contact:Brass,Tin Plated Over Nickel
 Insulator:PA66+30%G.F.(UL94V-0),Black
 RoHS Compliant

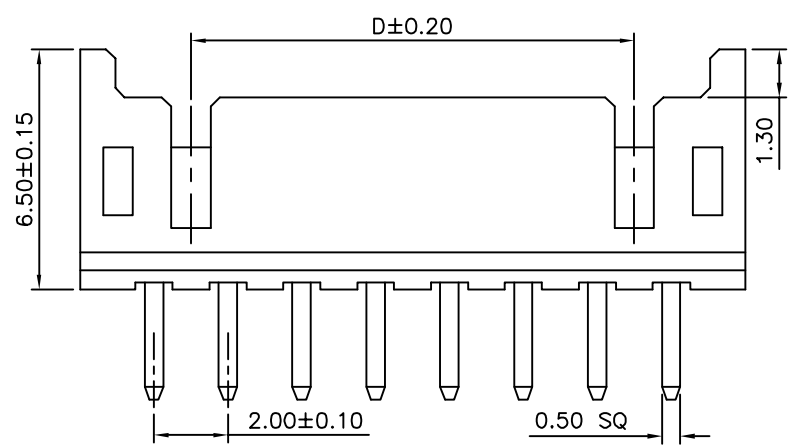


Recommended P.C.B Layout(Top Side)
 (PCB Board Tolerance:±0.05)

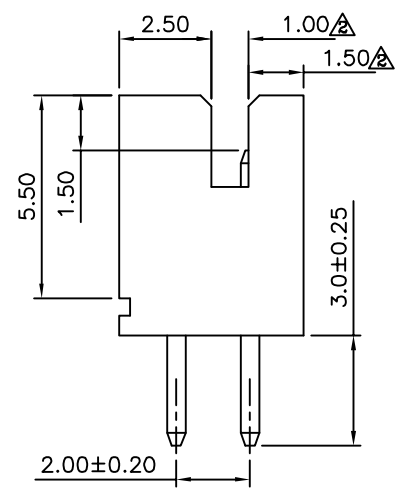


04 Pin Configuration

Pin	A	B	C	D
04	2.00	4.80	6.00	—
06	4.00	6.80	8.00	2.00
08	6.00	8.80	10.00	4.00
10	8.00	10.80	12.00	6.00
12	10.00	12.80	14.00	8.00
14	12.00	14.80	16.00	10.00
16	14.00	16.80	18.00	12.00
18	16.00	18.80	20.00	14.00
20	18.00	20.80	22.00	16.00
22	20.00	22.80	24.00	18.00
24	22.00	24.80	26.00	20.00
26	24.00	26.80	28.00	22.00
28	26.00	28.80	30.00	24.00
30	28.00	30.80	32.00	26.00
32	30.00	32.80	34.00	28.00
34	32.00	34.80	36.00	30.00
36	34.00	36.80	38.00	32.00
38	36.00	38.80	40.00	34.00
40	38.00	40.80	42.00	36.00
42	40.00	42.80	44.00	38.00
44	42.00	44.80	46.00	40.00
46	44.00	46.80	48.00	42.00
48	46.00	48.80	50.00	44.00
50	48.00	50.80	52.00	46.00



06~50 Pin Configuration



4UCON 元化興業股份有限公司
 4UCON TECHNOLOGY INC.

DRAWING No.		APPROVED BY		UNLESS OTHERWISE SPECIFIED TOLERANCES ARE .X ±0.40 .XX ±0.25 .XXX ±0.15 ANG. ±3°
08970		EMILY		
		CHECKED BY HZF		
SCALE NONE		DRAWING BY GAO		
REV.	A4	UNIT mm		

NO.	REV.	REVISIONS	CHK	DATE
A4		Modify Data	HZF	03/15/2013
A3		Modify Data	HZF	05/12/2010
A2		Modify Data	HZF	11/03/2009
A1		Modify Data	HZF	04/16/2009
A0		NEW RELEASE	HZF	10/08/2008