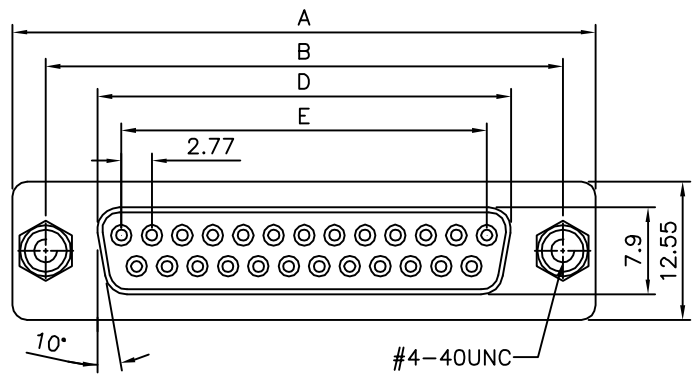



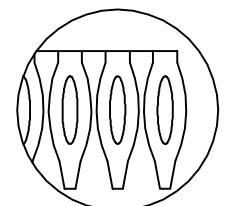
Recomended P.C.B. Layout



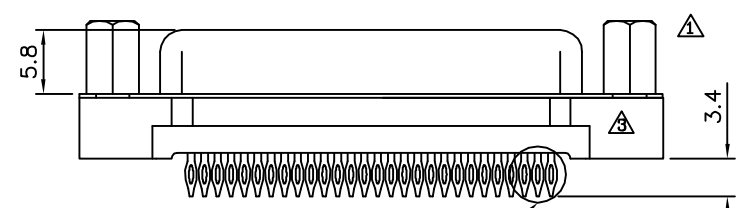
#4-40UNC



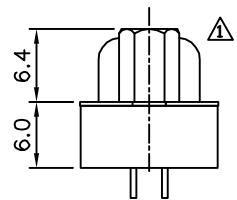
#4-40 UNC Screwlock Installed



View A



View A



**△△ SPECIFICATION**

Current Rating:3 Amp  
 Voltage Rating:250V AC/RMS 60Hz  
 Contact Resistance:20 Milliohms Max. At 1 Amp DC  
 Insulation Resistance:1000 Megaohms At 500V DC  
 Dielectric Withstanding Voltage:  
 1000V AC/RMS 60Hz For 1 Minute  
 Insulator:PBT(UL94V-0),Black  
 Contact:Phosphor Bronze,Gold Flash On Contact  
 Area,Tin Plated On Solder Tails,Over Nickel  
 Shell:Steel,Tin Plated Over Copper  
 Clinch Nut:Brass,Nickel Plated  
 Screwlock:Steel,Nickel Plated  
 RoHS Compliant

△ Pin	A	B	D	E
9	30.81	24.99	16.33	11.08
15	39.20	33.30	24.70	19.39
25	53.05	47.04	38.40	33.24
37	69.40	63.50	54.80	49.86

**4U CON** 元化興業股份有限公司  
 4U CON TECHNOLOGY INC.

DRAWING No.		APPROVED BY		UNLESS OTHERWISE SPECIFIED TOLERANCES ARE X. ±0.38 X.* ±3° .X ±0.25 .X* ±1.0° .XX ±0.13
11076		EMILY		
		CHECKED BY		
		HZF		
		DRAWING BY		UNIT mm
		HAO		
SCALE	NONE	REV.	A3	

NO.	REV.	REVISIONS	CHK	DATE
△ A3		Modify Data	HZF	10/16/2015
△ A2		Modify Data	HZF	09/10/2010
△ A1		Modify Data	HZF	11/30/2009
△ A0		NEW RELEASE	HZF	06/18/2007