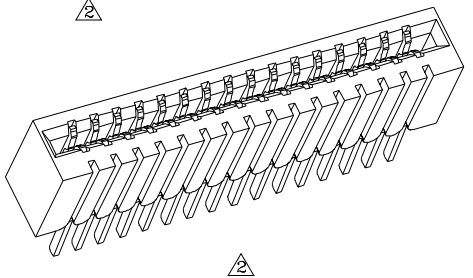
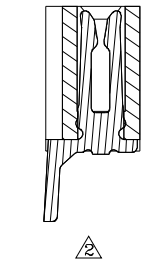
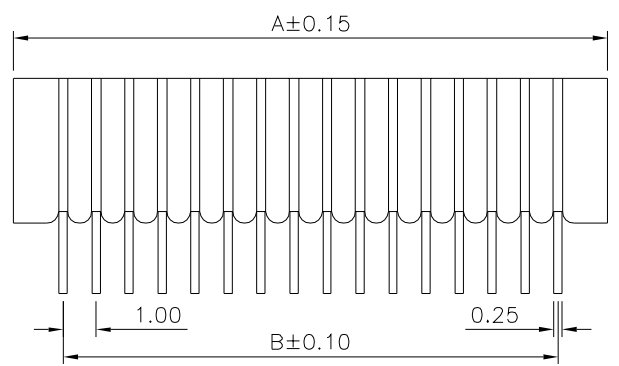
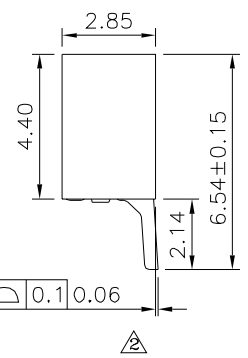
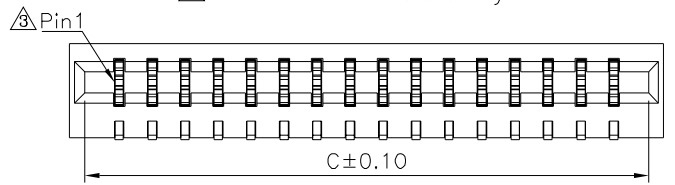


- SPECIFICATION**
- General Characteristics:**
1.0mm FPC XFP SMT 90° Non-ZIF
Dual Contact
 - Material&Finish**
Contact: Phosphor Bronze
Tin Plated Over Nickel
Insulator: LCP(UL94V-0), Black
 - Electrical Characteristics:**
Current Rating: 0.5 Amp Max.
Withstanding Voltage: 500V AC RMS
Operating Voltage: 50V AC Max.
Contact Resistance: 30 Milliohms Max.
Insulation Resistance: 500 Megaohms Min.
 - Environmental Characteristics:**
Operating Temperature: -25°C~+85°C
 - Mechanical Characteristics:**
Durability: 60 Milliohms Max.
After 20 Insertions And Withdraw
 - RoHS Compliant**

Applicable FPC/FFC
FFC/FPC Thickness: 0.25~0.35mm



Pin	A	B	C	Pin	A	B	C
*4	6.00	3.00	5.10	*20	22.00	19.00	21.10
*5	7.00	4.00	6.10	*21	23.00	20.00	22.10
*6	8.00	5.00	7.10	*22	24.00	21.00	23.10
*7	9.00	6.00	8.10	*23	25.00	22.00	24.10
*8	10.00	7.00	9.10	*24	26.00	23.00	25.10
*9	11.00	8.00	10.10	*25	27.00	24.00	26.10
*10	12.00	9.00	11.10	*26	28.00	25.00	27.10
*11	13.00	10.00	12.10	*27	29.00	26.00	28.10
*12	14.00	11.00	13.10	*28	30.00	27.00	29.10
*13	15.00	12.00	14.10	*29	31.00	28.00	30.10
*14	16.00	13.00	15.10	*30	32.00	29.00	31.10
*15	17.00	14.00	16.10	*31	33.00	30.00	32.10
*16	18.00	15.00	17.10	*32	34.00	31.00	33.10
*17	19.00	16.00	18.10	*33	35.00	32.00	34.10
*18	20.00	17.00	19.10	*34	36.00	33.00	35.10
*19	21.00	18.00	20.10	*35	37.00	34.00	36.10

The Mark Of "*" Are Toolled Already

4UCON 元化興業股份有限公司
4UCON TECHNOLOGY INC.

DRAWING No. 1		APPROVED BY MEI	
12969		CHECKED BY HZF	
SCALE NONE		DRAWING BY CYP	
REV.	A3	UNIT mm	NO. REV.

UNLESS OTHERWISE SPECIFIED TOLERANCES ARE
 X. ±0.3 X.* ±5*
 .X ±0.25 .X.* ±2*
 .XX ±0.20 .XX.* ±1*
 .XXX ±0.10 .XXX.* ±0.5*
 UNIT mm

NO. REV.	REVISIONS	CHK	DATE
A3	Modify Data	HZF	09/18/2018
A2	Modify Data	HZF	08/22/2018
A1	Modify Data	HZF	06/13/2012
A0	NEW RELEASE	HZF	08/26/2008