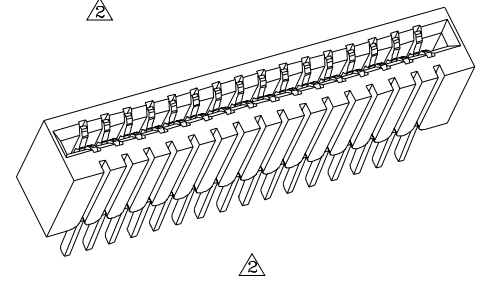
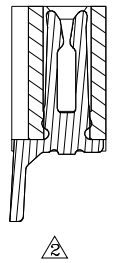
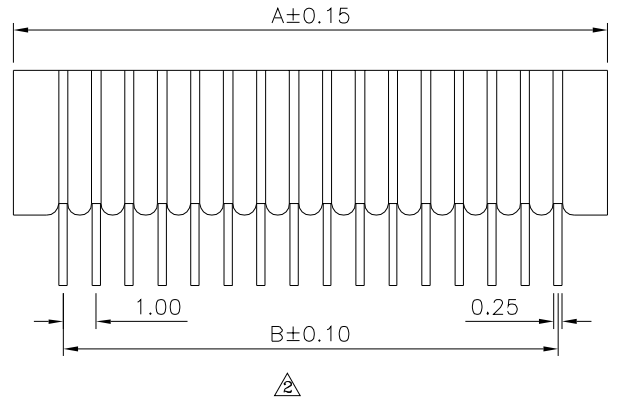
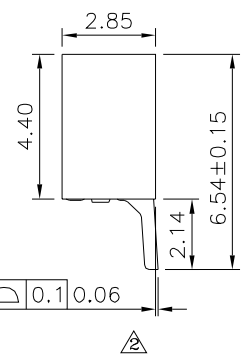


Applicable FPC/FFC  
FFC/FPC Thickness:0.25~0.35mm

**SPECIFICATION**

- 1.General Characteristics:  
1.0mm FPC XFP SMT 90° Non-ZIF  
Dual Contact
- 2.Material&Finish  
Contact:Phosphor Bronze  
Tin Plated Over Nickel  
Insulator:LCP(UL94V-0),Black
- 3.Electrical Characteristics:  
Current Rating:0.5 Amp Max.  
Withstanding Voltage:500V AC RMS  
Operating Voltage:50V AC Max.  
Contact Resistance:30 Milliohms Max.  
Insulation Resistance:500 Megaohms Min.
- 4.Environmental Characteristics:  
Operating Temperature:-25°C~+85°C
- 5.Mechanical Characteristics:  
Durability:60 Milliohms Max.  
After 20 Insertions And Withdraw
- 6.RoHS Compliant



Pin	A	B	C	Pin	A	B	C
*4	6.00	3.00	5.10	*20	22.00	19.00	21.10
*5	7.00	4.00	6.10	21	23.00	20.00	22.10
*6	8.00	5.00	7.10	*22	24.00	21.00	23.10
*7	9.00	6.00	8.10	23	25.00	22.00	24.10
*8	10.00	7.00	9.10	24	26.00	23.00	25.10
*9	11.00	8.00	10.10	25	27.00	24.00	26.10
*10	12.00	9.00	11.10	26	28.00	25.00	27.10
11	13.00	10.00	12.10	27	29.00	26.00	28.10
*12	14.00	11.00	13.10	28	30.00	27.00	29.10
*13	15.00	12.00	14.10	29	31.00	28.00	30.10
*14	16.00	13.00	15.10	*30	32.00	29.00	31.10
*15	17.00	14.00	16.10	31	33.00	30.00	32.10
*16	18.00	15.00	17.10	*32	34.00	31.00	33.10
17	19.00	16.00	18.10	33	35.00	32.00	34.10
*18	20.00	17.00	19.10	*34	36.00	33.00	35.10
19	21.00	18.00	20.10	35	37.00	34.00	36.10

The Mark Of "\*" Are Toolled Already

**4UCON** 元化興業股份有限公司  
4UCON TECHNOLOGY INC.

DRAWING No. 1  
**12970**  
SCALE NONE

APPROVED BY MEI  
CHECKED BY HZF  
DRAWING BY CYP  
REV. A3

UNLESS OTHERWISE SPECIFIED TOLERANCES ARE  
X. ±0.3 X.\* ±5\*  
.X ±0.25 .X.\* ±2\*  
.XX ±0.20 .XX.\* ±1\*  
.XXX ±0.10 .XXX.\* ±0.5\*  
UNIT mm

NO.	REV.	REVISIONS	CHK	DATE
3	A3	Modify Data	HZF	09/18/2018
2	A2	Modify Data	HZF	08/22/2018
1	A1	Modify Data	HZF	06/13/2012
0	A0	NEW RELEASE	HZF	08/26/2008