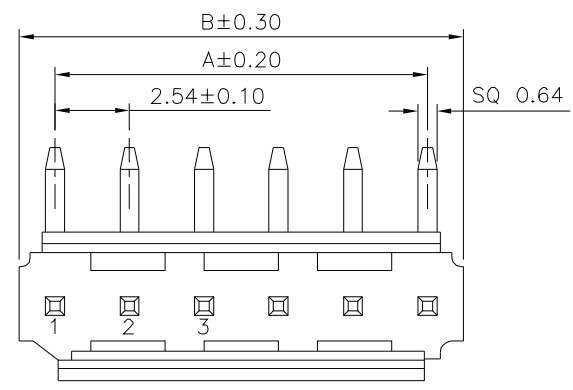
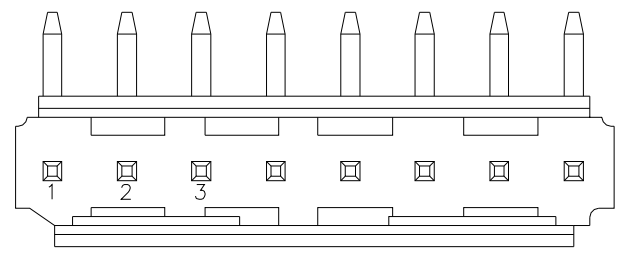


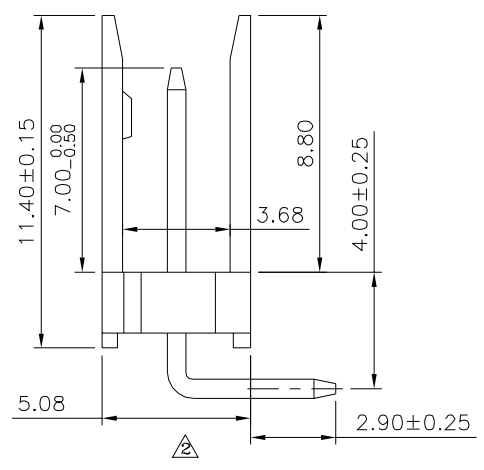
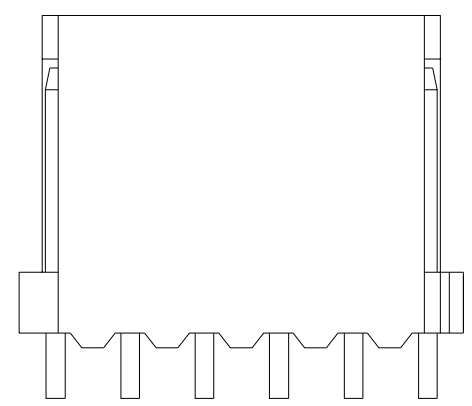
Recommended P.C.B. Layout (Top Side)
(PCB Board Tolerance ±0.05)



02~06 Pin



07~20 Pin



SPECIFICATION

- Current Rating: 3.0A
- ⚠ Voltage Rating: 250V AC/DC
- Withstand Voltage: 1000V AC/DC
- Contact Resistance: 20 Milliohms Max.
- Insulation Resistance: 1000 Megaohms Min.
- Operation Temperature: -25°C ~ +85°C
- ⚠ Insulator: PA66 + 15% G.F. (UL94V-0), Black
- Contact: Brass, Tin Plated Over Nickel
- RoHS Compliant

Pin	A	B
02	2.54	5.08
03	5.08	7.62
04	7.62	10.16
05	10.16	12.70
06	12.70	15.24
07	15.24	17.78
08	17.78	20.32
09	20.32	22.86
10	22.86	25.40
11	25.40	27.94
12	27.94	30.48
13	30.48	33.02
14	33.02	35.56
15	35.56	38.10
16	38.10	40.64
17	40.64	43.18
18	43.18	45.72
19	45.72	48.26
20	48.26	50.80

4UCON 元化興業股份有限公司
4UCON TECHNOLOGY INC.

DRAWING No. **13151**

APPROVED BY: EMILY
CHECKED BY: HZF
DRAWING BY: CYP

SCALE: NONE REV. A4

UNLESS OTHERWISE SPECIFIED TOLERANCES ARE
.X ±0.40
.XX ±0.25
.XXX ±0.15
ANG. ±3°

UNIT mm

NO.	REV.	REVISIONS	CHK	DATE
4	A4	Modify Data	HZF	07/12/2024
3	A3	Modify Data	HZF	12/03/2014
2	A2	Modify Data	HZF	07/15/2014
1	A1	Modify Data	HZF	04/23/2013
0	A0	NEW RELEASE	HZF	08/01/2011