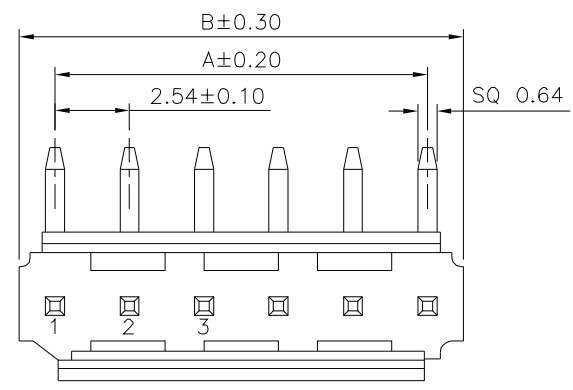
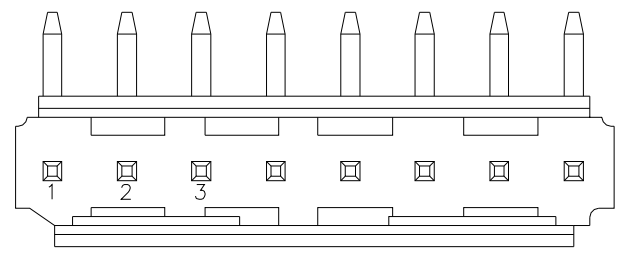


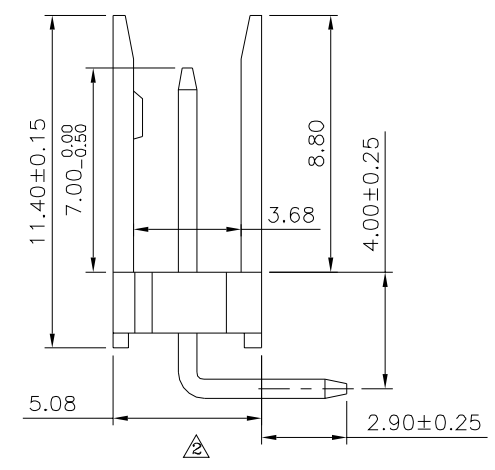
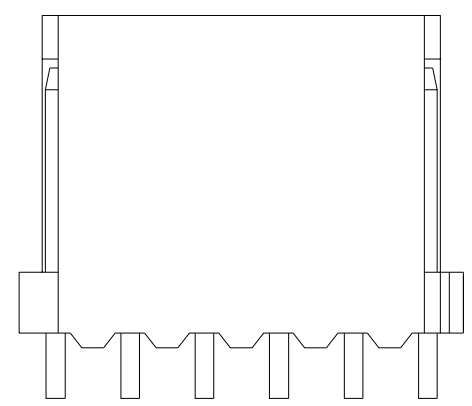
Recommended P.C.B. Layout(Top Side)
(PCB Board Tolerance±0.05)



02~06 Pin



07~20 Pin



SPECIFICATION

- Current Rating:3.0A
- ⚠ Voltage Rating:250V AC/DC
- Withstand Voltage:1000V AC/DC
- Contact Resistance:20 Milliohms Max.
- Insulation Resistance:1000 Megaohms Min.
- Operation Temperature:-25°C~+85°C
- ⚠ Insulator:PA66+15%G.F.(UL94V-0),Black
- Contact:Brass,Tin Plated Over Nickel
- RoHS Compliant

Pin	A	B
02	2.54	5.08
03	5.08	7.62
04	7.62	10.16
05	10.16	12.70
06	12.70	15.24
07	15.24	17.78
08	17.78	20.32
09	20.32	22.86
10	22.86	25.40
11	25.40	27.94
12	27.94	30.48
13	30.48	33.02
14	33.02	35.56
15	35.56	38.10
16	38.10	40.64
17	40.64	43.18
18	43.18	45.72
19	45.72	48.26
20	48.26	50.80

4UCON 元化興業股份有限公司
4UCON TECHNOLOGY INC.

DRAWING No. **13153**

APPROVED BY: EMILY
CHECKED BY: HZF
DRAWING BY: CYP

SCALE: NONE REV. A4

UNLESS OTHERWISE SPECIFIED TOLERANCES ARE
.X ±0.40
.XX ±0.25
.XXX ±0.15
ANG. ±3°

UNIT mm

NO.	REV.	REVISIONS	CHK	DATE
4	A4	Modify Data	HZF	07/12/2024
3	A3	Modify Data	HZF	12/03/2014
2	A2	Modify Data	HZF	07/15/2014
1	A1	Modify Data	HZF	04/23/2013
0	A0	NEW RELEASE	HZF	08/01/2011