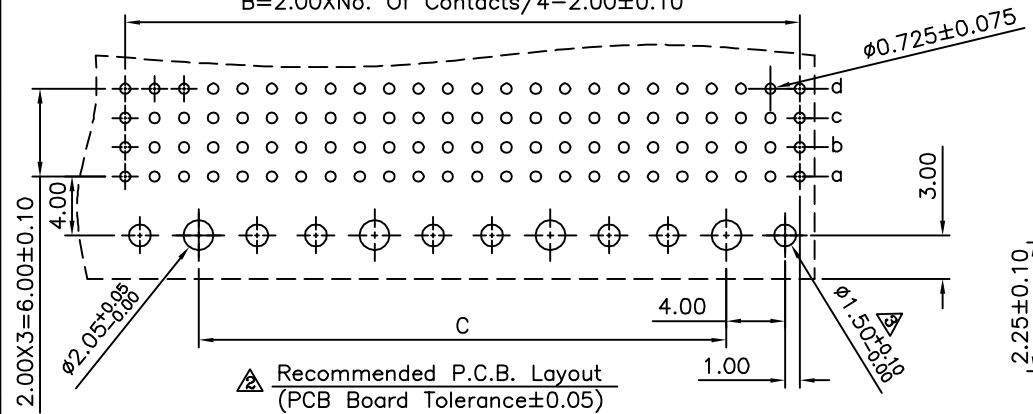


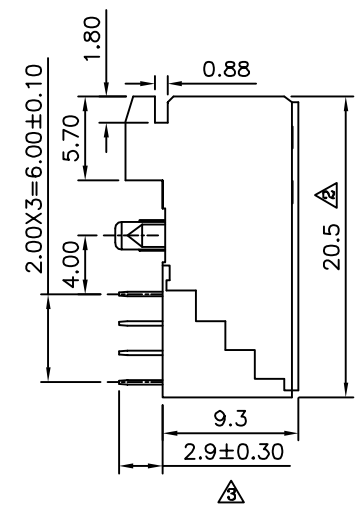
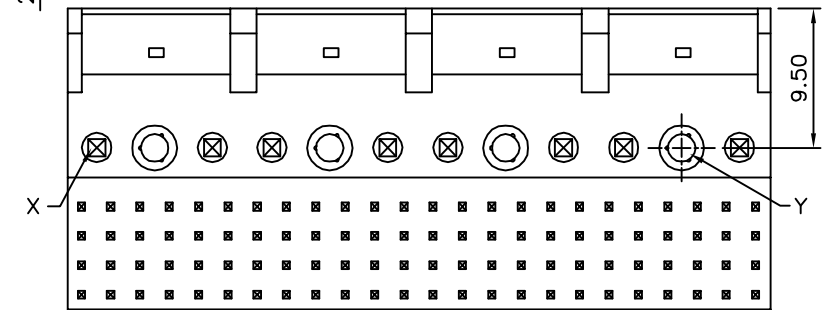
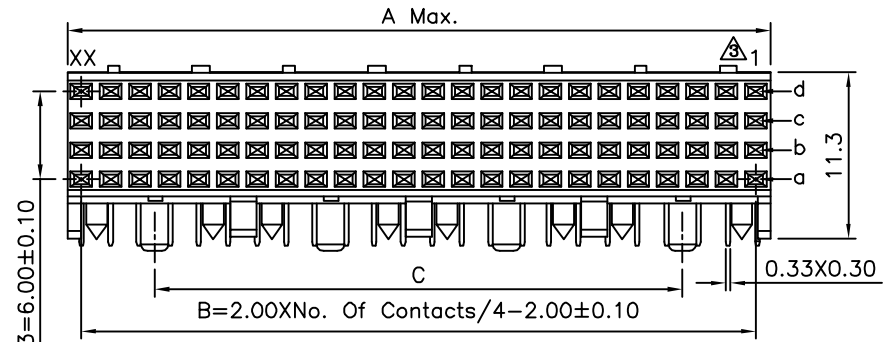
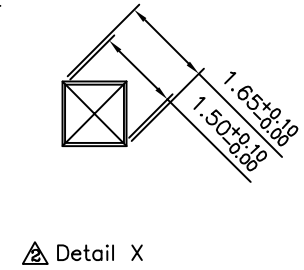
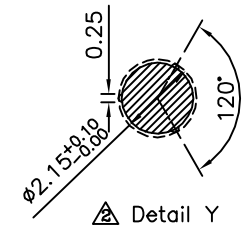
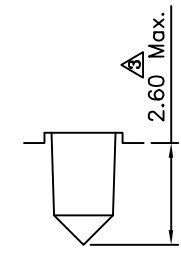
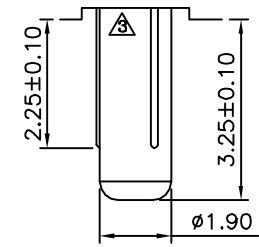
B=2.00XNo. Of Contacts/4-2.00±0.10



Recommended P.C.B. Layout
(PCB Board Tolerance±0.05)

SPECIFICATION

Current Rating:1 Amp
 Dielectric Withstanding Voltage:AC 1000V For 1 Minute
 Insulation Resistance:1000 Megaohms Min. At DC 500V
 Contact Resistance:30 Milliohms Max. At DC 100mA
 Operation Temperature:-55°C~+125°C
 Housing:LCP(UL94V-0)
 Contact:Brass
 Gold Plated 10u" On Contact Area,Tin
 Plated On Solder Tails,Over Nickel
 RoHS Compliant



Pin	A	B	C
24	11.95	10.0	0
48	23.95	22.0	12.0
72	35.95	34.0	24.0
96	47.95	46.0	36.0
120	59.95	58.0	48.0
144	71.95	70.0	60.0
168	83.95	82.0	72.0
192	95.95	94.0	84.0

4UCON 元化興業股份有限公司
4UCON TECHNOLOGY INC.

DRAWING No.		APPROVED BY		UNLESS OTHERWISE SPECIFIED TOLERANCES ARE X. ±0.5 .X ±0.25 .XX ±0.15
18204		MEI		
		HZF		
SCALE		REV.		UNIT
NONE		A4		mm

A4	Modify Data	HZF	07/05/2016
A3	Modify Data	HZF	12/21/2013
A2	Modify Data	HZF	04/26/2010
A1	Modify Data	BECKY	07/13/2006
A0	NEW RELEASE	BECKY	
NO. REV.	REVISIONS	CHK	DATE