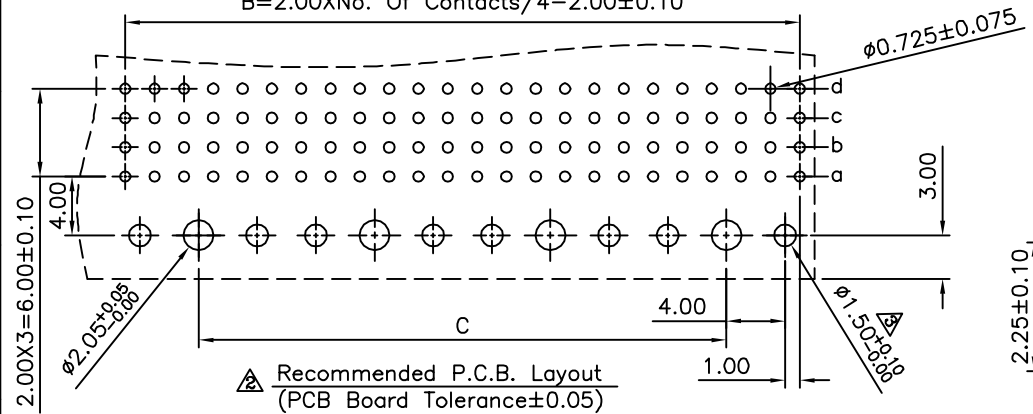


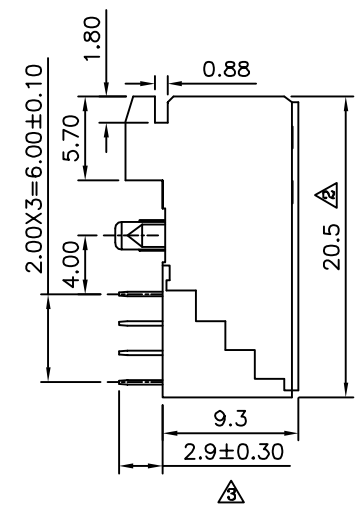
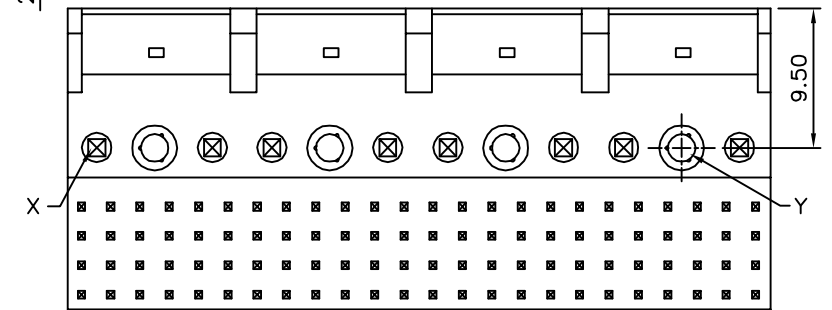
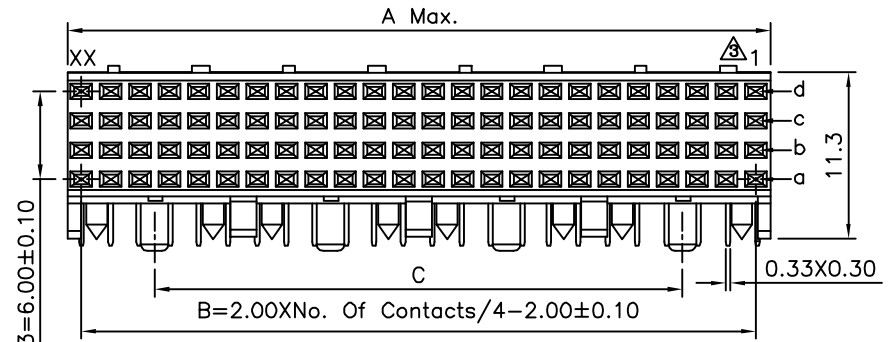
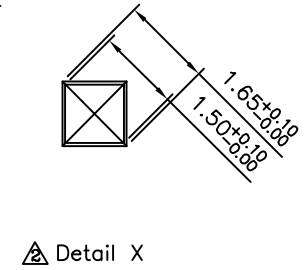
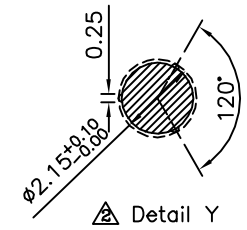
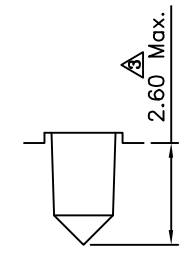
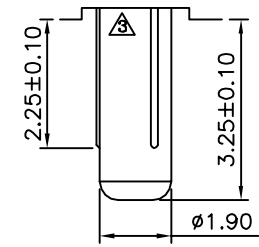
B=2.00XNo. Of Contacts/4-2.00±0.10



Recommended P.C.B. Layout  
(PCB Board Tolerance±0.05)

**SPECIFICATION**

Current Rating:1 Amp  
 Dielectric Withstanding Voltage:AC 1000V For 1 Minute  
 Insulation Resistance:1000 Megaohms Min. At DC 500V  
 Contact Resistance:30 Milliohms Max. At DC 100mA  
 Operation Temperature:-55°C~+125°C  
 Housing:LCP(UL94V-0)  
 Contact:Brass  
 Gold Plated 10u" On Contact Area,Tin  
 Plated On Solder Tails,Over Nickel  
 RoHS Compliant



Pin	A	B	C
24	11.95	10.0	0
48	23.95	22.0	12.0
72	35.95	34.0	24.0
96	47.95	46.0	36.0
120	59.95	58.0	48.0
144	71.95	70.0	60.0
168	83.95	82.0	72.0
192	95.95	94.0	84.0

**4UCON** 元化興業股份有限公司  
4UCON TECHNOLOGY INC.

DRAWING No.		APPROVED BY		UNLESS OTHERWISE SPECIFIED TOLERANCES ARE
18207		MEI		
		HZF		
SCALE		REV.		UNIT mm
NONE		A4		

A4	Modify Data	HZF	07/05/2016
A3	Modify Data	HZF	12/21/2013
A2	Modify Data	HZF	04/26/2010
A1	Modify Data	BECKY	07/13/2006
A0	NEW RELEASE	BECKY	
NO. REV.	REVISIONS	CHK	DATE