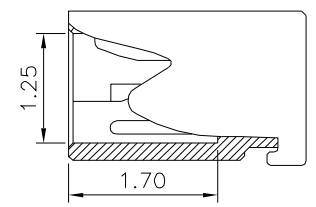
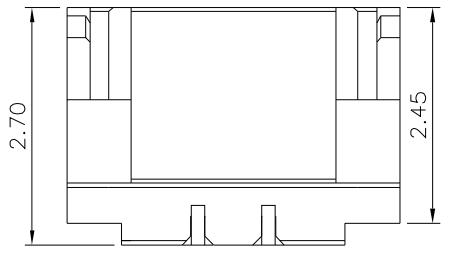
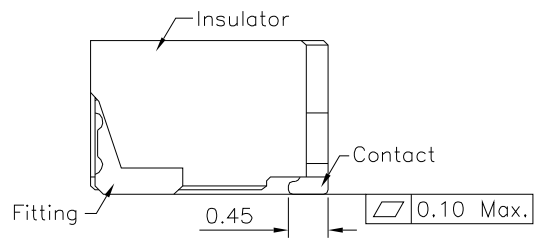
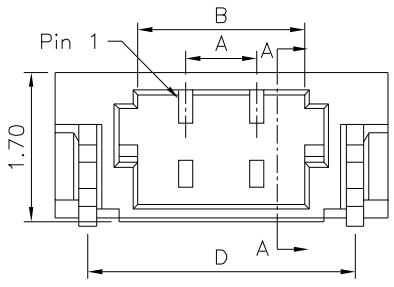


Connector Profile

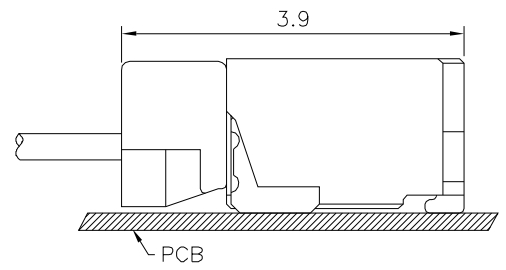
Recommended P.C.B. Layout
(PCB Board Tolerance ±0.05)

△ SPECIFICATION

Current Rating:0.5A AC,DC
 Voltage Rating:30V AC,DC
 Withstand Voltage:200V AC/Minute
 Contact Resistance:20 Milliohms Max.
 Insulation Resistance:100 Megaohms Min.
 Temperature Range:-40°C~+105°C
 Contact:Phosphor Bronze,Gold Flash Over All,Over Nickel
 Insulator:LCP(UL94V-0),Nature
 Fitting Nail:Brass,Gold Flash Over All,Over Nickel
 RoHS Compliant



Section A-A



Mated Condition

Pin	A	B	C	D
2	0.80	1.90	3.78	3.04
3	1.60	2.70	4.58	3.84
4	2.40	3.50	5.38	4.64
5	3.20	4.30	6.18	5.44
6	4.00	5.10	6.98	6.24
7	4.80	5.90	7.78	7.04
8	5.60	6.70	8.58	7.84
9	6.40	7.50	9.38	8.64
10	7.20	8.30	10.18	9.44
11	8.00	9.10	10.98	10.24
12	8.80	9.90	11.78	11.04
13	9.60	10.70	12.58	11.84
14	10.40	11.50	13.38	12.64
15	11.20	12.30	14.18	13.44
16	12.00	13.10	14.98	14.24
17	12.80	13.90	15.78	15.04
18	13.60	14.70	16.58	15.84
19	14.40	15.50	17.38	16.64
20	15.20	16.30	18.18	17.44

4UCON 元化興業股份有限公司
4UCON TECHNOLOGY INC.

DRAWING No.		APPROVED BY		UNLESS OTHERWISE SPECIFIED TOLERANCES ARE .X ±0.30 .XX ±0.20 .XXX ±0.10 ANG. ±2°
18709		MEI		
		CHECKED BY HZF		
		DRAWING BY CYP		
SCALE	NONE	REV.	A1	UNIT mm

△ A1	Modify Data	HZF	10/31/2021
△ A0	NEW RELEASE	HZF	01/21/2017
NO. REV.	REVISIONS	CHK	DATE