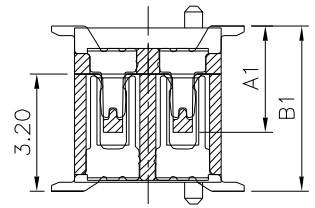
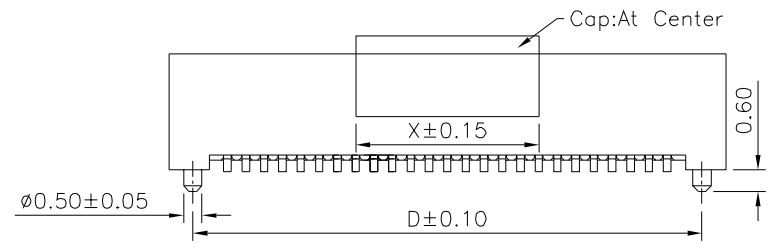
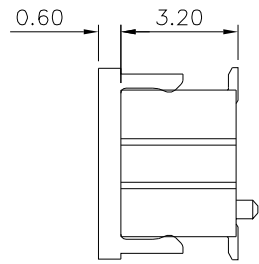
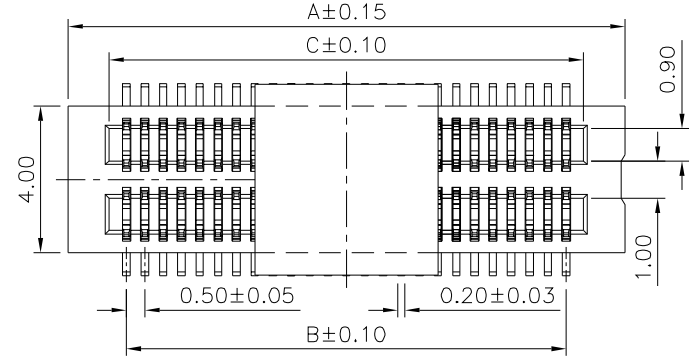
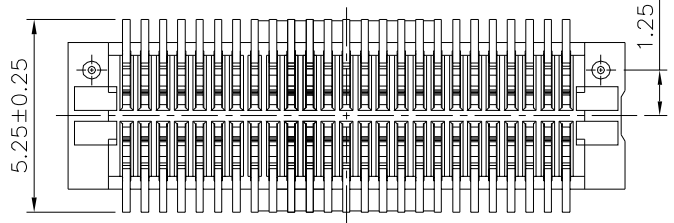


Recommended P.C.B. Layout



Mating Draw (Ref.)



SPECIFICATION

- 1.General Characteristics:
0.5mm Board To Board Double Slot Type
Male XXP SMT 180° With Post Stacking
Height=4.5mm With Cap
- 2.Material&Finish
Housing:LCP(UL94V-0),White
Contact:Phosphor Bronze,Gold Plated Over Nickel
- 3.Electrical Characteristics:
Current Rating:0.5A AC/DC
Voltage Rating:50V AC/DC
Withstanding Voltage:100V AC For One Minute
Contact Resistance:30 Milliohms Max.
Insulation Resistance:100 Megaohms Min. At 100V DC
- 4.Environmental Characteristics:
Operation Temperature:-20°C~+105°C
- 5.RoHS Compliant

Pin	X
10~48	5.00
50~120	12.0

Pin	A	B	C	D
10	5.20	2.00	2.96	3.90
20	7.70	4.50	5.46	6.40
30	10.20	7.00	7.96	8.90
40	12.70	9.50	10.46	11.40
50	15.20	12.00	12.96	13.90
60	17.70	14.50	15.46	16.40
70	20.20	17.00	17.96	18.90
80	22.70	19.50	20.46	21.40
90	25.20	22.00	22.96	23.90
100	27.70	24.50	25.46	26.40
120	32.70	29.50	30.46	31.40

Part No.(Socket)	Part No.(Plug)	Dim. A1	Dim. B1
1655	1657	2.90	4.5

4UCON 元化興業股份有限公司
4UCON TECHNOLOGY INC.

DRAWING No.		APPROVED BY		UNLESS OTHERWISE SPECIFIED TOLERANCES ARE .X ±0.2 .XX ±0.15 ANG.
18973		MEI		
		CHECKED BY HZF		
DRAWING BY CYP		REV. B0		UNIT mm
SCALE	NONE	REV.	B0	NO.REV.

△ B0	NEW RELEASE	HZF	09/25/2018
NO.REV.	REVISIONS	CHK	DATE