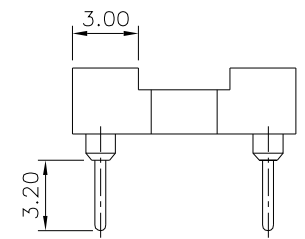
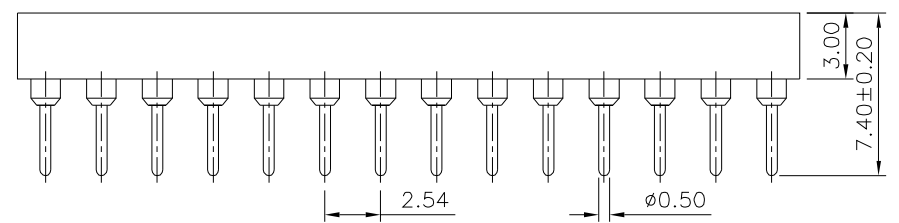
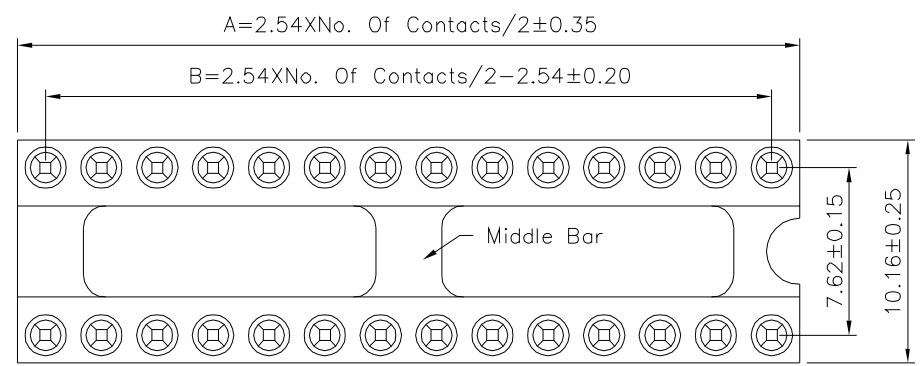


Recommended P.C.B. Layout



SPECIFICATION

Current Rating: 3 Amps/Contact Max.
 Contact Resistance: 4 Milliohms/Contact Max.
 Insulation Resistance: 1000 Megaohms Min. At 100V
 Operating Voltage: 60V AC/DC
 Average Insertion Force With Steel Pin Of
 φ0.43mm: <250g
 Average Withdrawal Force With Steel Pin Of
 φ0.43mm: >50g Min.
 Mechanical Life Cycle: 200 Min.
 Operating Temperatures: Gold Plated: -55°C ~ +105°C
 Tin Plated: -40°C ~ +105°C

Clip(Contact 4 Finger): Beryllium Copper, Gold Flash Over Nickel
 Pin(Outer Sleeve): Brass, Tin Plated Over Nickel
 Insulator(Housing): PBT(UL94V-0), Black
 RoHS Compliant

Pin	A	B	Type
6	7.62	5.08	Without Bar
8	10.16	7.62	
10	12.70	10.16	
12	15.24	12.70	
14	17.78	15.24	Bar
16	20.32	17.78	
18	22.86	20.32	With Bar
20	25.40	22.86	
24	30.48	27.94	
28	35.56	33.02	

4UCON 元化興業股份有限公司
 4UCON TECHNOLOGY INC.

DRAWING No.		APPROVED BY		UNLESS OTHERWISE SPECIFIED TOLERANCES ARE X. ±0.50 XX ±0.30 XXX ±0.20 .XXX ±0.10 ANG. ±5°
19138		MEI		
		CHECKED BY		
		HZF		
		DRAWING BY		
		CYP		
SCALE	NONE	REV.	B0	UNIT
				mm

NO.	REV.	REVISIONS	CHK	DATE
△	B0	NEW RELEASE	HZF	06/06/2020