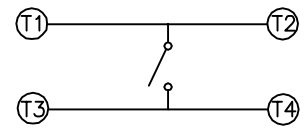
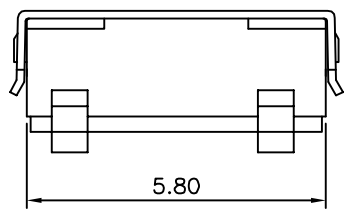
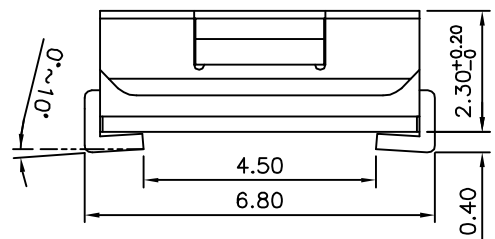


Recommended P.C.B. Layout

SPECIFICATION

Current Range:50mA 12V DC
 Dielectric Withstanding Voltage:250V AC For One Minute
 Contact Resistance:100 Milliohms Max.
 Insulation Resistance:100 Megaohms Min. At 500V DC,60s±5s
 Operation Temperature Range:-25°C~+70°C
 RoHS Compliant



Circuit Diagram

No.	Description	Q'ty	Material	Remark
①	Cover	1	Stainless Steel	None
②	Adhesive Tape	1	Kapton	None
③	Metal Stem	1	Brass	Nickel Plated
④	Contact	1	Stainless Steel	Silver Plated
⑤	Terminal	1	Brass	Silver Plated
⑥	Base	1	PA9T	(UL94V-0),Black

4UCON 元化興業股份有限公司
 4UCON TECHNOLOGY INC.

DRAWING No.		APPROVED BY		UNLESS OTHERWISE SPECIFIED TOLERANCES ARE .X ±0.20 .XX ±0.20
20814		MEI		
		CHECKED BY	HZF	
		DRAWING BY	CYP	
SCALE	NONE	REV.	A0	UNIT mm

NO.	REV.	REVISIONS	CHK	DATE
△ A0		NEW RELEASE	HZF	10/07/2015