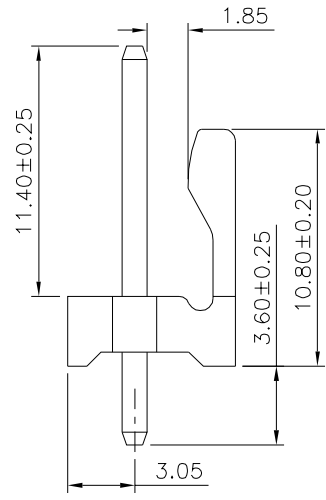
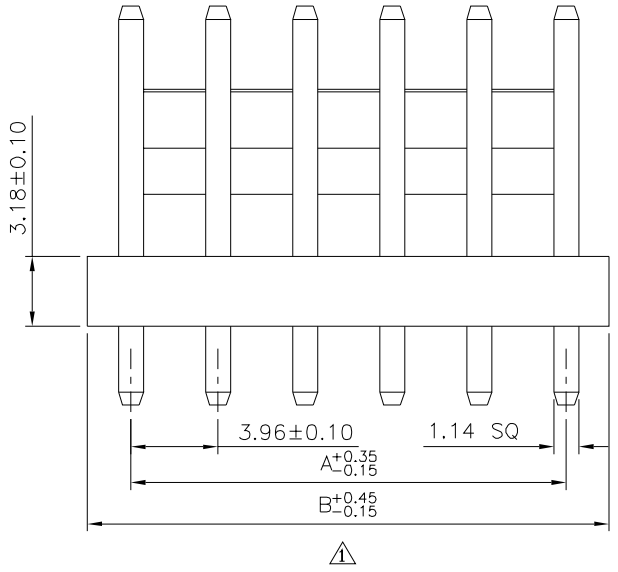
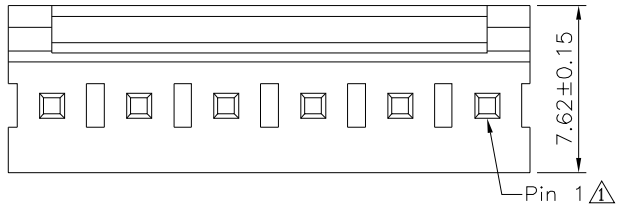


Recommended P.C.B. Layout (Top Side)
(PCB Board Tolerance ±0.05)



SPECIFICATION

Current Rating: 7.0A
 Withstand Voltage: 1000V AC/Minute
 Contact Resistance: 20 Milliohms Max.
 Insulation Resistance: 1000 Megaohms Min.
 ⚠ Operation Temperature: -40°C ~ +105°C
 Contact: Brass, Tin Plated Over Nickel
 Insulator: PA66 + 10%G.F. (UL94V-0), White
 RoHS Compliant

Pin	A	B
02	3.96	7.92
03	7.92	11.88
04	11.88	15.84
05	15.84	19.80
06	19.80	23.76
07	23.76	27.72
08	27.72	31.68
09	31.68	35.64
10	35.64	39.60
11	39.60	43.56
12	43.56	47.52
13	47.52	51.48
14	51.48	55.44
15	55.44	59.40
16	59.40	63.36
17	63.36	67.32
18	67.32	71.28
19	71.28	75.24
20	75.24	79.20

4UCON 元化興業股份有限公司
4UCON TECHNOLOGY INC.

DRAWING No. 21668

APPROVED BY MEI
 CHECKED BY HZF
 DRAWING BY CYP

UNLESS OTHERWISE SPECIFIED TOLERANCES ARE
 .X ±0.40
 .XX ±0.25
 .XXX ±0.15
 ANG. ±3°

SCALE NONE REV. B1 UNIT mm

NO.	REV.	REVISIONS	CHK	DATE
⚠	B1	Modify Data	HZF	11/10/2016
⚠	B0	NEW RELEASE	HZF	10/12/2015