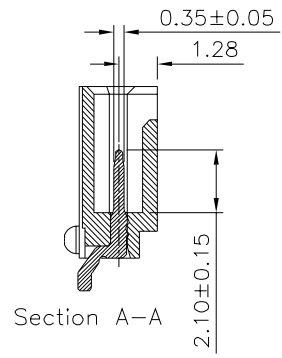
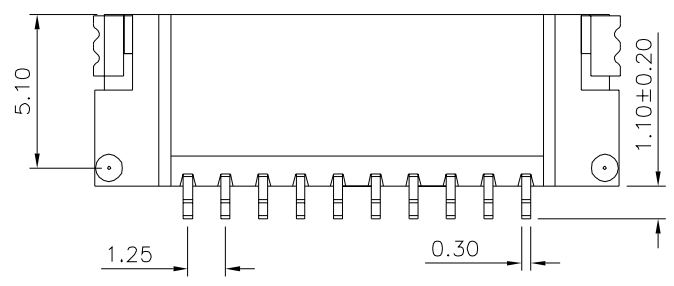
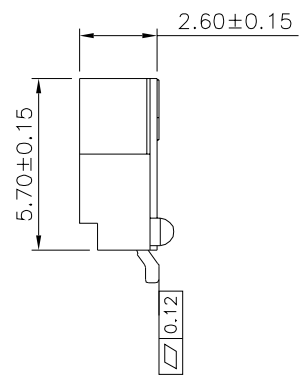
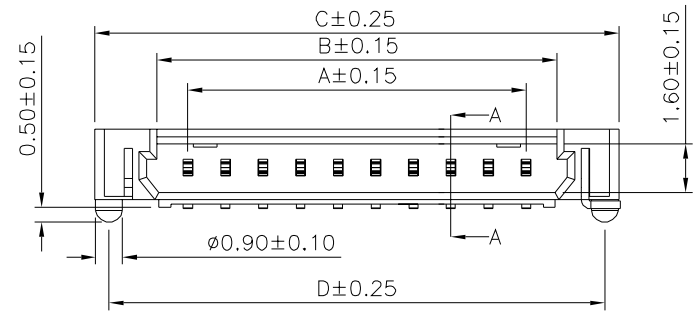


Recommended P.C.B. Layout (Top Side)
(PCB Board Tolerance ±0.05)



SPECIFICATION
 Current Rating: 1.0 Amp
 Withstanding Voltage: 500V AC/DC
 Insulation Resistance: 500 Megaohms Min.
 Contact Resistance: 20 Milliohms Max.
 Operation Temperature: -40°C ~ +105°C
 Insulator: PA6T+30%G.F. (UL94V-0), Beige
 Contact: Brass, Tin Plated Over Nickel
 RoHS Compliant

Pin	A	B	C	D
2	1.25	3.30	7.45	6.50
3	2.50	4.55	8.70	7.75
4	3.75	5.80	9.95	9.00
5	5.00	7.05	11.20	10.25
6	6.25	8.30	12.45	11.50
7	7.50	9.55	13.70	12.75
8	8.75	10.80	14.95	14.00
9	10.00	12.05	16.20	15.25
10	11.25	13.30	17.45	16.50
11	12.50	14.55	18.70	17.75
12	13.75	15.80	19.95	19.00
13	15.00	17.05	21.20	20.25
14	16.25	18.30	22.45	21.50
15	17.50	19.55	23.70	22.75
16	18.75	20.80	24.95	24.00
17	20.00	22.05	26.20	25.25
18	21.25	23.30	27.45	26.50
19	22.50	24.55	28.70	27.75
20	23.75	25.80	29.95	29.00
21	25.00	27.05	31.20	30.25
22	26.25	28.30	32.45	31.50
23	27.50	29.55	33.70	32.75
24	28.75	30.80	34.95	34.00
25	30.00	32.05	36.20	35.25
26	31.25	33.30	37.45	36.50
27	32.50	34.55	38.70	37.75
28	33.75	35.80	39.95	39.00
29	35.00	37.05	41.20	40.25
30	36.25	38.30	42.45	41.50

4UCON 元化興業股份有限公司
4UCON TECHNOLOGY INC.

DRAWING No. 22219

APPROVED BY EMILY
 CHECKED BY HZF
 DRAWING BY CYP

SCALE NONE REV. A0

UNLESS OTHERWISE SPECIFIED TOLERANCES ARE
 .X ±0.40
 .XX ±0.25
 .XXX ±0.15
 ANG. ±3°

UNIT mm

AO	NEW RELEASE	HZF	06/09/2021
NO. REV.	REVISIONS	CHK	DATE