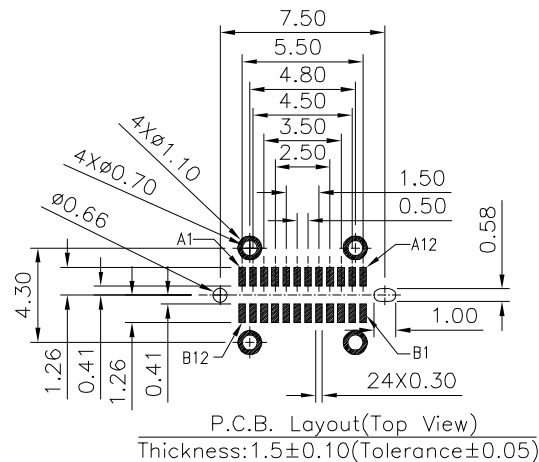
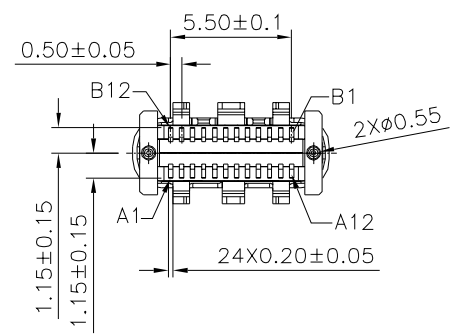
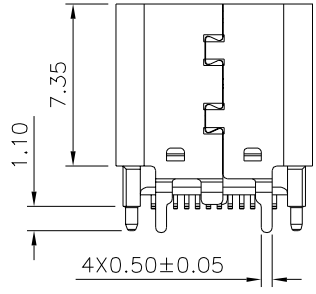
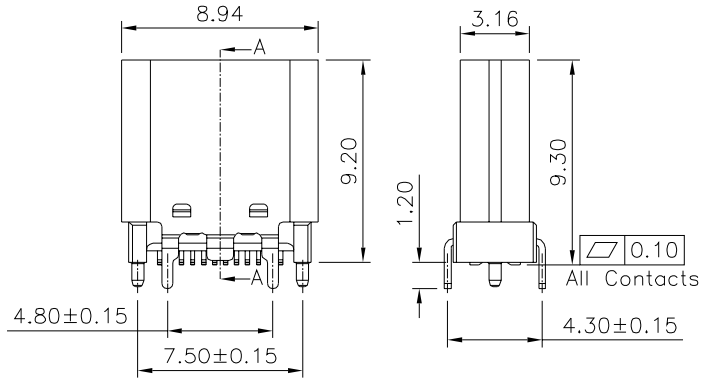


SPECIFICATION
 Current Rating:5A For Total VBUS./GND Pins,
 1.25A For CC Pin,0.25A For All Other Contact
 Voltage Rating:20V DC/AC(RMS. Max.)
 LLCR:VBUS & GND Pins And Other Pins:
 40 Milliohms Max./Pin Max.
 Shield:50 Milliohms Max.
 LLCR Max. Change Of All Pins:10 Milliohms
 Insulation Resistance:100 Megaohms Min.
 Withstand Voltage:100V AC/Minute
 Insertion Force:5~20N
 Extraction Force:8~20N
 Durability:10000 Cycles
 Operation Temperature:-25°C~+85°C
 RoHS Compliant



USB Type-C Pin Assignments

Pin	Signal Name	Pin	Signal Name
A1	GND	B12	GND
A2	TX1+	B11	RX1+
A3	TX1-	B10	RX1-
A4	Vbus	B9	Vbus
A5	CC1	B8	SBU2
A6	D+	B7	D-
A7	D-	B6	D+
A8	SBU1	B5	CC2
A9	Vbus	B4	Vbus
A10	RX2-	B3	TX2-
A11	RX2+	B2	TX2+
A12	GND	B1	GND

No.	Name	Q'ty	Material	Remark
①	Shell	1	Stainless Steel	Nickel Plated
②	EMI Plate	1	Stainless Steel	Nickel Plated
③	Mid Plate	1	Stainless Steel	
④	Contact	24	Copper Alloy	Gold Flash On Contact Area,Matte Tin Plated On Solder Tails,Over Nickel
⑤	Housing	1	LCP	UL94V-0,Black
⑥	Cap	1	LCP	UL94V-0,Black

4UCON 元化興業股份有限公司
 4UCON TECHNOLOGY INC.

DRAWING No. 22687
 APPROVED BY MEI
 CHECKED BY HZF
 DRAWING BY LZX
 SCALE NONE REV. A0

UNLESS OTHERWISE SPECIFIED TOLERANCES ARE
 .X ±0.30
 .XX ±0.25
 .XXX ±0.10
 UNIT mm

NO.	REV.	REVISIONS	CHK	DATE
△ A0		NEW RELEASE	HZF	06/06/2023