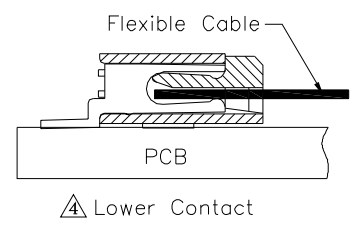
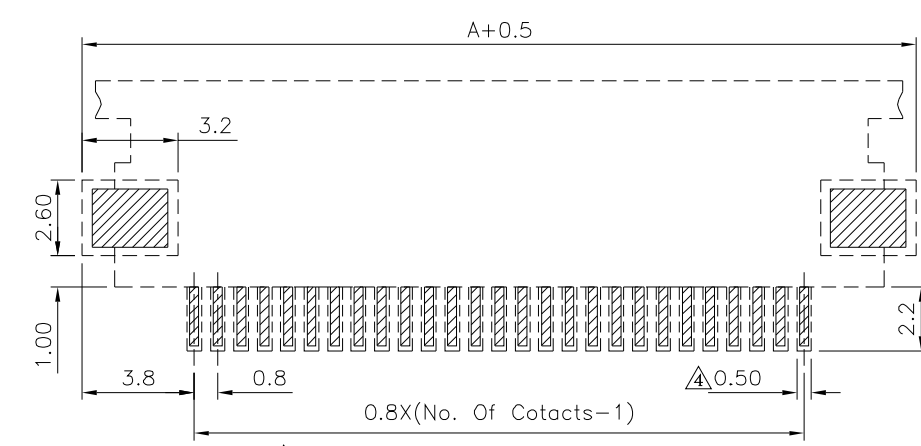
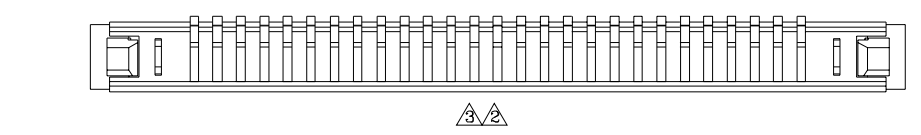


FPC/FPC Dimension Thickness:  $0.300 \pm \begin{matrix} +0.05 \\ -0.03 \end{matrix}$  mm



- △ SPECIFICATION**
- 1.General Characteristics**  
0.8mm FPC XXP SMT 90° ZIF Bottom Contact
  - 2.Material&Finish**
    - △ Latch: PA46(UL94V-0), Black
    - △ Housing: LCP(UL94V-0), Nature
    - △ Contact: Phosphor Bronze, Tin Plated Over Nickel
  - △ 3.Electrical Characteristics**
    - Current Rating: 0.5 Amp AC/DC
    - Voltage Rating: 50V AC/DC
    - Contact Resistance: 20 Milliohms Max.
    - Insulation Resistance: 500 Megaohms Min. @500V DC
  - 4.Environmental Characteristics**  
Operation Temperature: -40°C ~ +105°C
  - 5.RoHS Compliant**



△ Recommended P.C.B. Layout

Pin	A	B	Pin	A	B
04	9.50	8.20	19	21.50	20.20
05	10.30	9.00	20	22.30	21.00
06	11.10	9.80	*21	23.10	21.80
07	11.90	10.60	*22	23.90	22.60
*08	12.70	11.40	*23	24.70	23.40
*09	13.50	12.20	24	25.50	24.20
*10	14.30	13.00	*25	26.30	25.00
11	15.10	13.80	*26	27.10	25.80
*12	15.90	14.60	*27	27.90	26.60
13	16.70	15.40	*28	28.70	27.40
*14	17.50	16.20	*29	29.50	28.20
15	18.30	17.00	*30	30.30	29.00
16	19.10	17.80	31	31.10	29.80
17	19.90	18.60	32	31.90	30.60
*18	20.70	19.40			

The Mark Of "\*" Are Toolled Already

**4UCON** 元化興業股份有限公司  
4UCON TECHNOLOGY INC.

DRAWING No.		APPROVED BY		UNLESS OTHERWISE SPECIFIED TOLERANCES ARE △ .X ±0.25 △ .XX ±0.20 △ .XXX ±0.10 ANG. ±2°
04064		MEI		
		CHECKED BY	HZF	
SCALE		DRAWING BY	CYP	UNIT
NONE		REV.	B4	mm

NO.	REV.	REVISIONS	CHK	DATE
△ B4		Modify Data	HZF	05/05/2015
△ B3		Modify Data	HZF	04/15/2015
△ B2		Modify Data	HZF	02/21/2013
△ B1		Modify Data	HZF	07/29/2011
△ B0		NEW RELEASE	HZF	05/16/2009