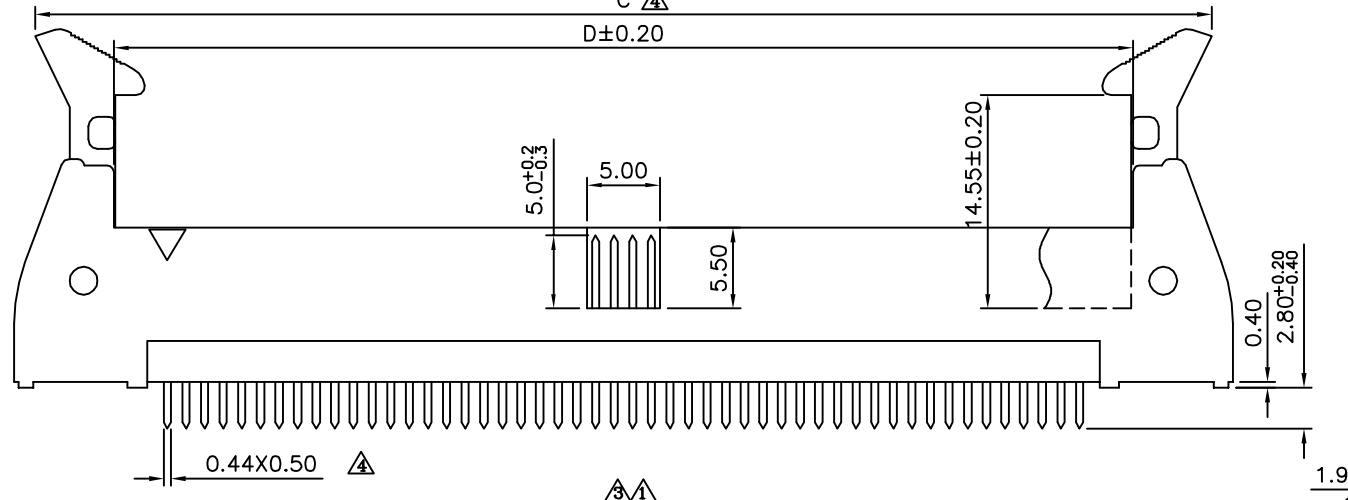
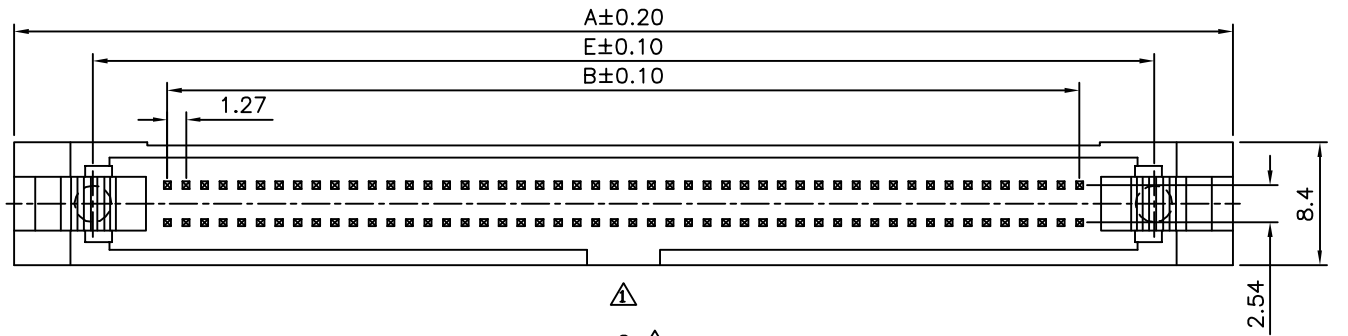
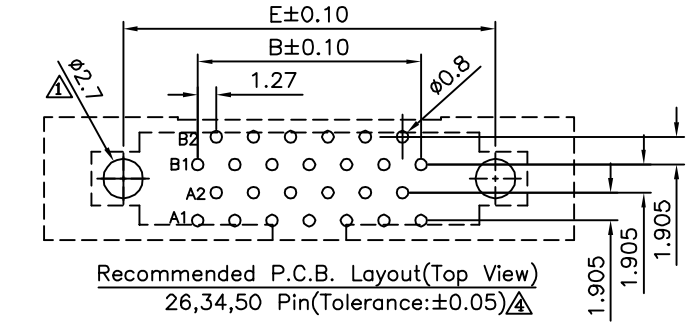


Recommended P.C.B. Layout (Top View)
20,32,40,52,60,68,80,100 Pin (Tolerance: ±0.05)

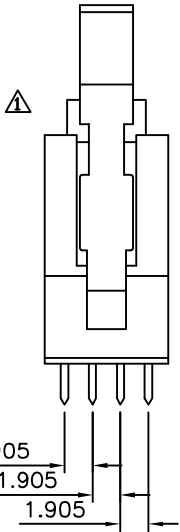


SPECIFICATION

Current Rating: 1.0 Amp
 Dielectric Withstanding Voltage: AC 500V For 1 Minute
 Contact Resistance: 20 Milliohms Max. At DC 100mA
 Insulation Resistance: 1000 Megaohms Min. At DC 500V
 Operation Temperature: -55°C ~ +105°C
 Housing: PBT+G.F. (UL94V-0), Black
 Contact: Brass, Selective Gold Flash Over Nickel
 RoHS Compliant



Recommended P.C.B. Layout (Top View)
26,34,50 Pin (Tolerance: ±0.05)



Pin	A	B	C	D	E
20	32.36	11.43	29.35	18.75	21.59
26	36.18	15.24	33.16	22.56	25.40
32	39.98	19.05	36.97	26.37	29.21
34	41.25	20.32	38.24	27.64	30.48
40	45.06	24.13	42.05	31.45	34.29
50	51.41	30.48	48.40	37.80	40.64
52	52.68	31.75	49.67	39.07	41.91
60	57.76	36.83	54.75	44.15	46.99
68	62.84	41.91	59.83	49.23	52.07
80	70.46	49.53	67.45	56.85	59.69
100	83.16	62.23	80.25	69.55	72.39

4UCON 元化興業股份有限公司
4UCON TECHNOLOGY INC.

DRAWING No.		APPROVED BY		UNLESS OTHERWISE SPECIFIED TOLERANCES ARE X. ±0.50 .X ±0.25 .XX ±0.15
06604		MEI		
		HZF		
SCALE		REV.		UNIT
NONE		A4		mm

NO.	REV.	REVISIONS	CHK	DATE
A4		Modify Data	HZF	09/26/2014
A3		Modify Data	HZF	05/29/2013
A2		Modify Spec.	HZF	04/19/2011
A1		Modify Data	HZF	01/26/2011
A0		NEW RELEASE		