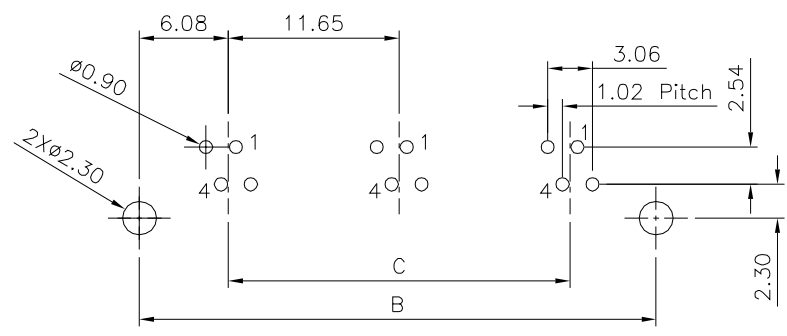
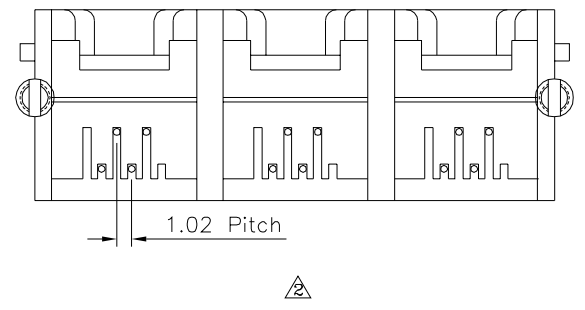
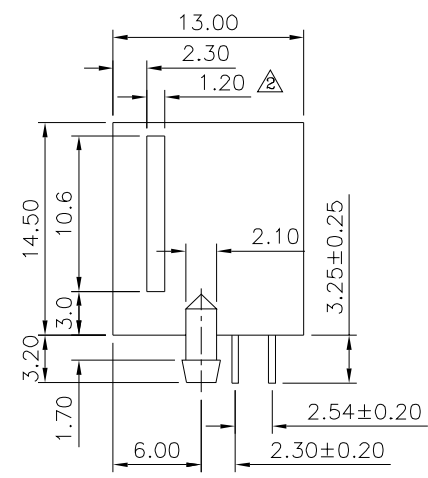
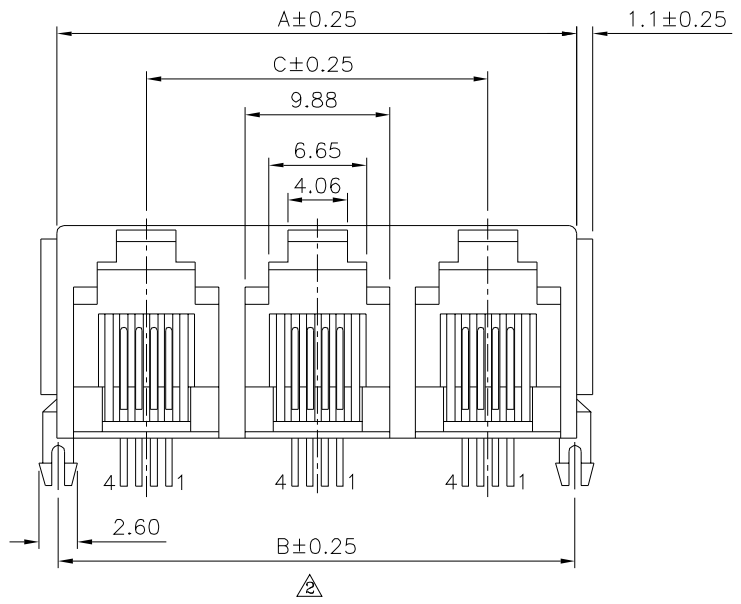


**△ SPECIFICATION**  
 Current Rating: 1.5A Max.  
 Voltage Rating: 150V AC Max.  
 Operating Temperature: -40°C ~ +85°C  
 Relative Humidity: 70% ± 10% RH  
 Insulation Resistance: 500 Megaohms Min. Initial  
 At 500V DC  
 Contact Resistance: 20 Milliohms Max. Initial  
 30 Milliohms Max. Final  
 Durability: 750 Cycles  
 Dielectric Withstanding Voltage:  
 1000V RMS. At 60Hz, 1 Minute Between  
 Adjacent Contacts  
 1500V RMS. At 60Hz, 1 Minute Between  
 Shield And Contacts  
**△ Housing:** PBT+G.F.(UL94V-0), Gray  
**△ Contacts:** Phosphor Bronze  
 Gold Plated 6u" Over All, Over Nickel  
 Cavity Conforms To FCC Rules And  
 Regulations Part 68, Subpart F.  
 RoHS Compliant



Recommended P.C.B. Layout (Top View)  
 (PCB Board Tolerance ± 0.05)  
 Thickness: 1.6mm

Ports	A	B	C
2	23.9	23.6	11.65
3	35.55	35.25	23.3
4	47.2	46.9	34.95
5	58.85	58.55	46.6
6	70.5	70.2	58.25
7	82.15	81.85	69.9
8	93.8	93.5	81.55
9	105.45	105.15	93.2
10	117.1	116.8	104.85
11	128.75	128.45	116.5
12	140.4	140.1	128.15

**4UCON** 元化興業股份有限公司  
 4UCON TECHNOLOGY INC.

DRAWING No. <b>04933</b>		APPROVED BY MEI		UNLESS OTHERWISE SPECIFIED TOLERANCES ARE △ .X ± 0.25 .XX ± 0.13 .XXX ± 0.05
		CHECKED BY HZF		
		DRAWING BY CYP		
SCALE	NONE	REV.	A3	UNIT mm

NO.	REV.	REVISIONS	CHK	DATE
△ A3		Modify Data	HZF	01/30/2018
△ A2		Modify Data	HZF	04/15/2014
△ A1		Modify Data	HZF	07/02/2010
△ A0		NEW RELEASE	HZF	08/05/2009