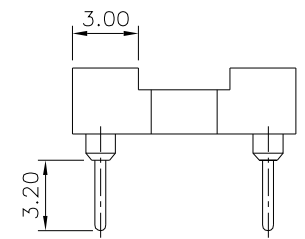
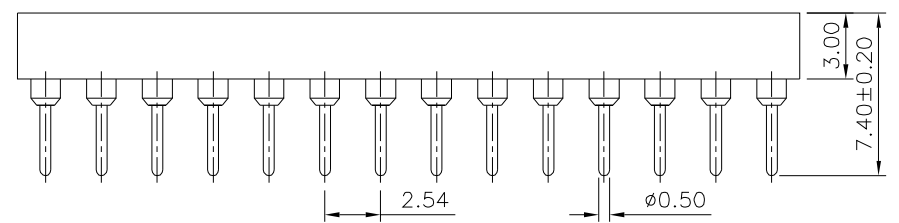
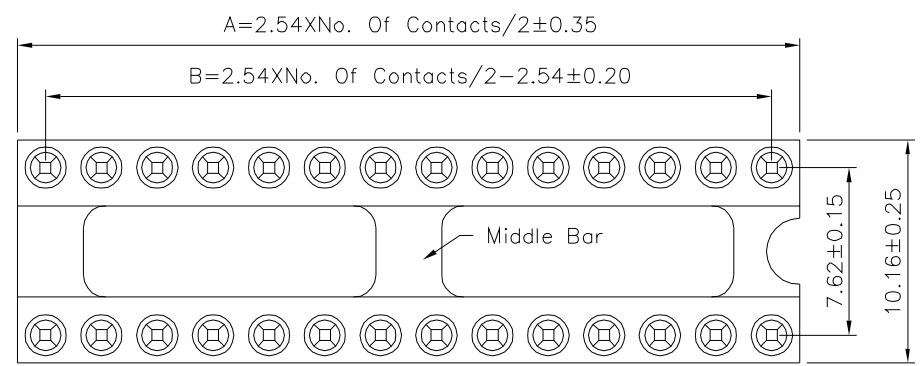


Recommended P.C.B. Layout



SPECIFICATION

Current Rating: 3 Amps/Contact Max.
 Contact Resistance: 4 Milliohms/Contact Max.
 Insulation Resistance: 1000 Megaohms Min. At 100V
 Operating Voltage: 60V AC/DC
 Average Insertion Force With Steel Pin Of
 ø0.43mm: <250g
 Average Withdrawal Force With Steel Pin Of
 ø0.43mm: >50g Min.
 Mechanical Life Cycle: 200 Min.
 Operating Temperatures: Gold Plated: -55°C ~ +105°C
 Tin Plated: -40°C ~ +105°C

Clip(Contact 4 Finger): Beryllium Copper, Gold Flash Over Nickel
 Pin(Outer Sleeve): Brass, Tin Plated Over Nickel
 Insulator(Housing): PBT(UL94V-0), Black
 RoHS Compliant

| Pin | A | B | Type |
|-----|-------|-------|-------------|
| 6 | 7.62 | 5.08 | Without Bar |
| 8 | 10.16 | 7.62 | |
| 10 | 12.70 | 10.16 | |
| 12 | 15.24 | 12.70 | |
| 14 | 17.78 | 15.24 | With Bar |
| 16 | 20.32 | 17.78 | |
| 18 | 22.86 | 20.32 | |
| 20 | 25.40 | 22.86 | |
| 24 | 30.48 | 27.94 | With Bar |
| 28 | 35.56 | 33.02 | |

4UCON 元化興業股份有限公司
 4UCON TECHNOLOGY INC.

| | | | | |
|-------------|------|-------------|----|--|
| DRAWING No. | | APPROVED BY | | UNLESS OTHERWISE SPECIFIED TOLERANCES ARE X. ±0.50 XX ±0.30 XXX ±0.20 .XXX ±0.10 ANG. ±5° |
| 05886 | | MEI | | |
| | | CHECKED BY | | |
| | | HZF | | |
| | | DRAWING BY | | |
| | | CYP | | |
| SCALE | NONE | REV. | BO | UNIT |
| | | | | mm |

| | | | | |
|-----|------|-------------|-----|------------|
| NO. | REV. | REVISIONS | CHK | DATE |
| △ | B0 | NEW RELEASE | HZF | 06/06/2020 |