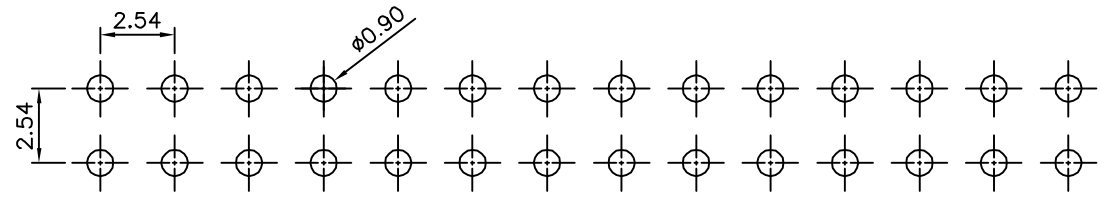



**△ SPECIFICATION**

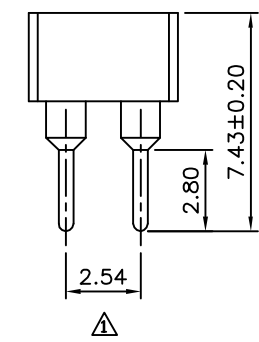
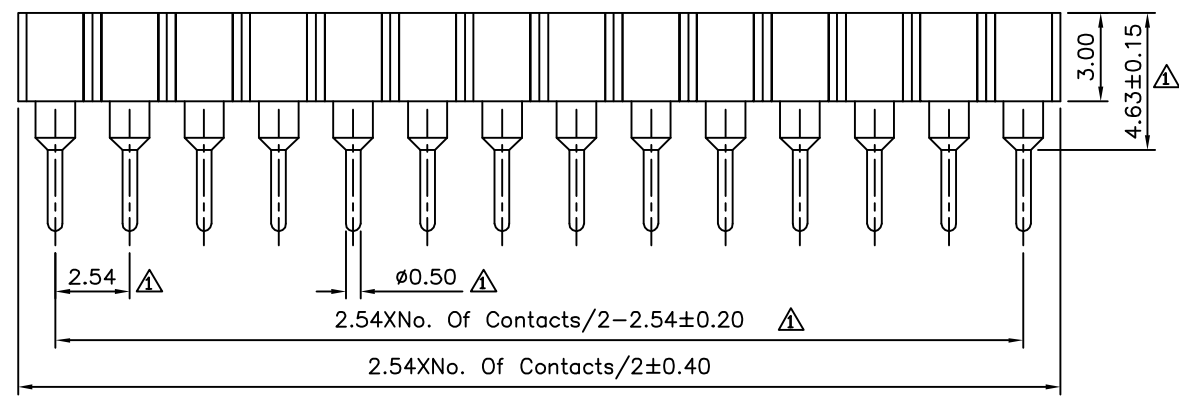
Current Rating: 3 Amps/Contact Max.  
 Contact Resistance: 4 Milliohms Max./Contact  
 Insulation Resistance: 1000 Megaohms Min. At 100V  
 Operating Voltage: 60V AC/DC  
 Average Insertion Force With Steel Pin Of  $\phi 0.43\text{mm}$ : <75g  
 Average Withdrawal Force With Steel Pin Of  $\phi 0.43\text{mm}$ : >25g Min.  
 Mechanical Life Cycle: 200 Min.  
 Operating Temperature: Gold Plated:  $-55^{\circ}\text{C}\sim+105^{\circ}\text{C}$   
 Tin Plated:  $-40^{\circ}\text{C}\sim+105^{\circ}\text{C}$   
 Soldering Temperature:  $+260^{\circ}\text{C}$ , 10s Max.  
 Pin(Outer Sleeve): Brass, Machined CuZn38Pb2,  
 Tin Plated Over Nickel  
 Clip(Contact 6 Finger): Beryllium Copper, Heat Treated,  
 Gold Plated Over Nickel  
 Insulator: PPS(UL94V-0), Black  
 RoHS Compliant



△ Recommended P.C.B. Layout



△



△

**4UCON** 元化興業股份有限公司  
 4UCON TECHNOLOGY INC.

DRAWING No.		APPROVED BY		UNLESS OTHERWISE SPECIFIED TOLERANCES ARE $\Delta$ X. $\pm 0.50$ X $\pm 0.30$ XX $\pm 0.20$ XXX $\pm 0.10$ ANG. $\pm 5^{\circ}$
05958		MEI		
		CHECKED BY HZF		
		DRAWING BY SONG		
SCALE	NONE	REV.	A1	UNIT mm

NO.	REV.	REVISIONS	CHK	DATE
△ A1		Modify Data	HZF	08/23/2011
△ A0		NEW RELEASE	BECKY	12/22/2005