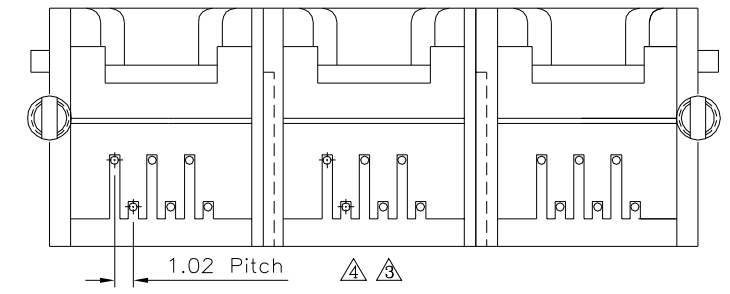
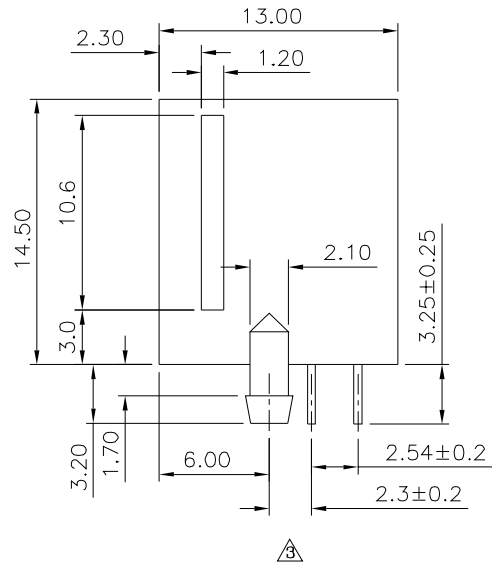
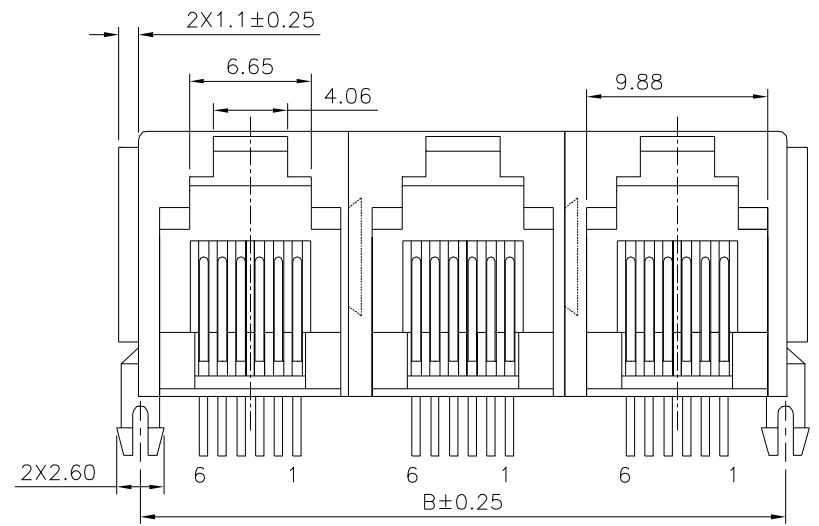


Recommended P.C.B. Layout (Top View)
 Recommended PCB Thickness: 1.6mm
 Tolerance: ±0.05



△△△ SPECIFICATION

Current Rating: 1.5A Max.
 Voltage Rating: 150V AC Max.
 Operating Temperature: -40°C ~ +85°C
 Insulation Resistance: 500 Megaohms Min. Initial
 At 500V DC
 Contact Resistance: 20 Milliohms Max. Initial
 Dielectric Withstanding Voltage:
 1000V RMS. At 60Hz, 1 Minute Between
 Adjacent Contacts
 Housing: PBT+G.F. (UL94V-0), Gray
 △ Contact: Phosphor Bronze
 Gold Plated 6u" Over All, Over Nickel
 Cavity Conforms To FCC Rules And Regulations
 Part 68, Subpart F.
 RoHS Compliant

△ Pin	A	B	C
02	23.9	23.6	11.65
03	35.55	35.25	23.3
04	47.2	46.9	34.95
05	58.85	58.55	46.6
06	70.5	70.2	58.25
07	82.15	81.85	69.9
08	93.8	93.5	81.55
09	105.45	105.15	93.2
10	117.1	116.8	104.85
11	128.75	128.45	116.5
12	140.4	140.1	128.15

4UCON 元化興業股份有限公司
 4UCON TECHNOLOGY INC.

DRAWING No. △		APPROVED BY		UNLESS OTHERWISE SPECIFIED TOLERANCES ARE .X ±0.25 .XX ±0.13 .XXX ±0.05
06136		MEI		
		CHECKED BY	HZF	
SCALE		DRAWING BY		UNIT
		NONE	REV.	A4

NO.	REV.	REVISIONS	CHK	DATE
△ A4		Modify Data	HZF	12/29/2020
△ A3		Modify Data	HZF	04/09/2016
△ A2		Modify Data	HZF	03/25/2013
△ A1		Modify Data	HZF	06/03/2010
△ A0		NEW RELEASE	HZF	07/10/2008