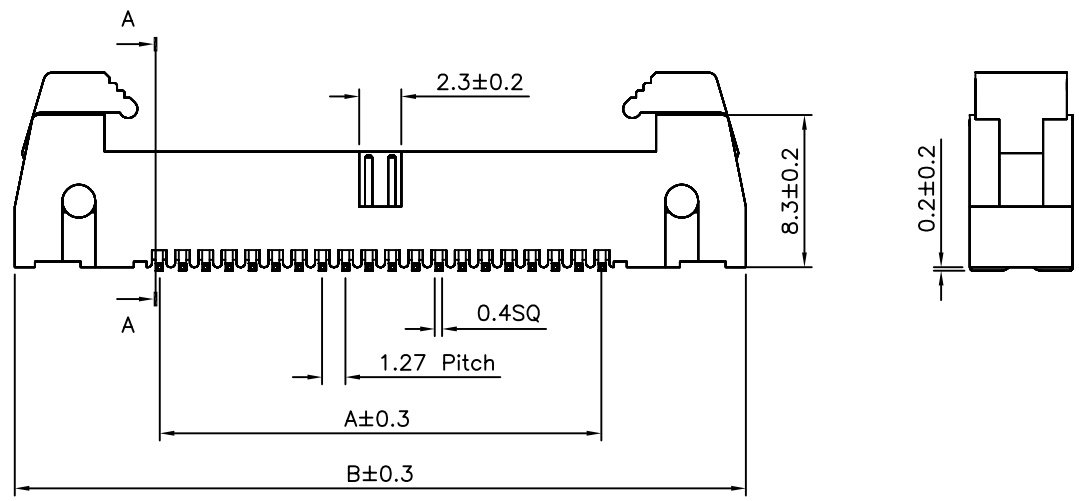
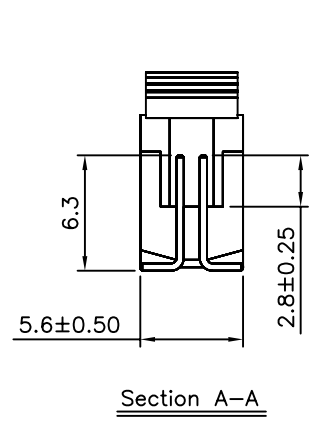
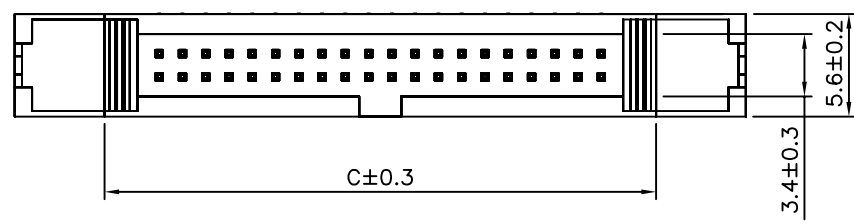


P.C.Board Layout

SPECIFICATIONS
 Contact:Brass
 Insulator:LCP
 Finish:Gold Flash Plated Over Nickel



Circuits	Dim. A	Dim. B	Dim. C
06	2.54	18.31	8.46
10	5.08	20.85	11.00
12	6.35	22.12	12.27
14	7.62	23.39	13.54
16	8.89	24.66	14.81
20	11.43	27.20	17.35
26	15.24	31.01	21.16
30	17.78	33.55	23.70
34	20.32	36.09	26.24
40	24.13	39.90	30.05
44	26.67	42.44	37.59
50	30.48	46.25	36.40
60	36.83	52.60	42.75
64	39.37	55.14	45.29
66	40.64	56.41	46.56
68	41.91	57.68	47.83
80	49.53	65.30	55.45
100	62.23	78.00	68.15

4UCON 元化興業股份有限公司
 4UCON TECHNOLOGY INC.

DRAWING No.		APPROVED BY		UNLESS OTHERWISE SPECIFIED TOLERANCES ARE .X ±0.38 .XX ±0.25 ANG.
18010		MEI		
		CHECKED BY		
		BECKY		
		DRAWING BY		
		HZF		
SCALE	NONE	REV.	A0	UNIT mm

NO.	REV.	REVISIONS	CHK	DATE
△ A0		NEW RELEASE	BECKY	02/02/2005