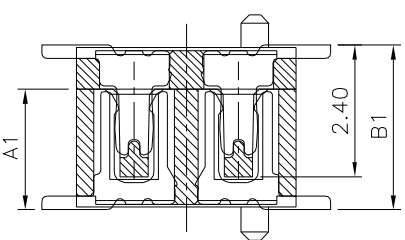
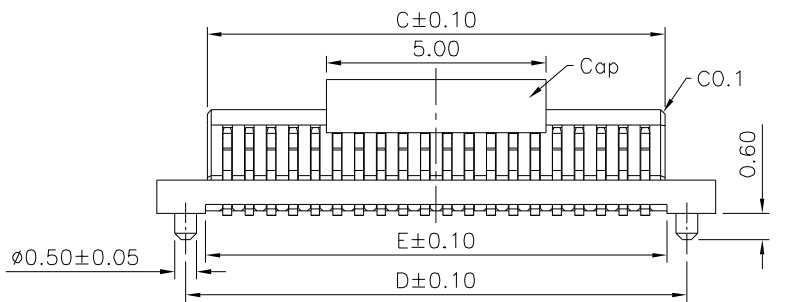
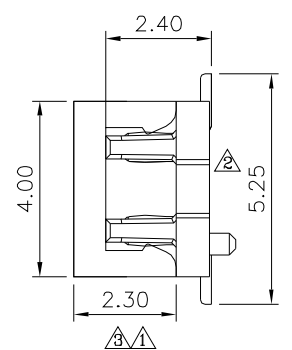
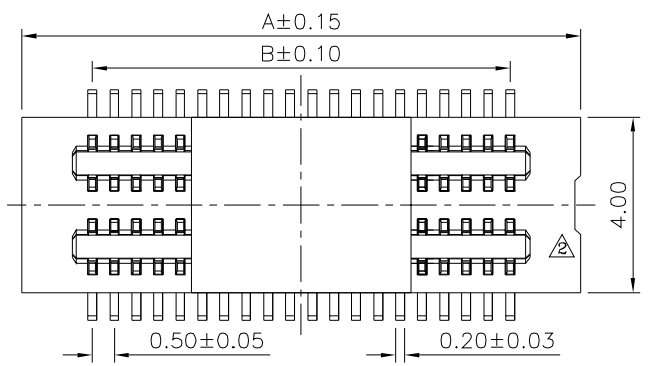


Recommended P.C.B. Layout



Mating Draw (Ref.)

Part No.(Socket)	Part No.(Plug)	A1	B1
1652	1651	2.20	3.00

SPECIFICATION

- 1.General Characteristics:**
0.5mm Board To Board Double Slot Type Female XXP
SMT 180° With Post Stacking Height=3.0mm With Cap
- 2.Material&Finish:**
△ Housing:LCP(UL94V-0),White
Contact:Phosphor Bronze,Gold Plated Over Nickel
- 3.Electrical Characteristics:**
Current Rating:0.5A AC/DC
Voltage Rating:50V AC/DC
Withstanding Voltage:100V AC For One Minute
Contact Resistance:30 Milliohms Max.
Insulation Resistance:100 Megaohms Min. At 100V DC
- 4.Environmental Characteristics:**
Operation Temperature Range:-20°C~+105°C
- 5.RoHS Compliant**

△ Pin	A	B	C	D	E
10	5.20	2.00	2.92	3.90	3.00
20	7.70	4.50	5.42	6.40	5.50
30	10.20	7.00	7.92	8.90	8.00
40	12.70	9.50	10.42	11.40	10.50
50	15.20	12.00	12.92	13.90	13.00
60	17.70	14.50	15.42	16.40	15.50
70	20.20	17.00	17.92	18.90	18.00
80	22.70	19.50	20.42	21.40	20.50
90	25.20	22.00	22.92	23.90	23.00
100	27.70	24.50	25.42	26.40	25.50
120	35.20	32.00	32.92	33.90	33.00

4UCON 元化興業股份有限公司
4UCON TECHNOLOGY INC.

DRAWING No.		APPROVED BY		UNLESS OTHERWISE SPECIFIED TOLERANCES ARE .X ±0.2 .XX ±0.15 ANG.
18933		MEI		
		CHECKED BY	HZF	
		DRAWING BY	CYP	
SCALE	NONE	REV.	B3	UNIT mm

△ B3	Modify Data	HZF	09/27/2018
△ B2	Modify Data	HZF	03/06/2014
△ B1	Modify Data	HZF	02/26/2014
△ B0	NEW RELEASE	HZF	08/10/2012
NO.REV.	REVISIONS	CHK	DATE