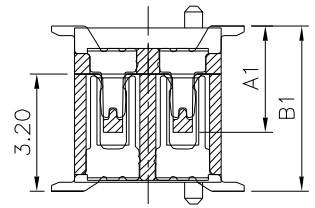
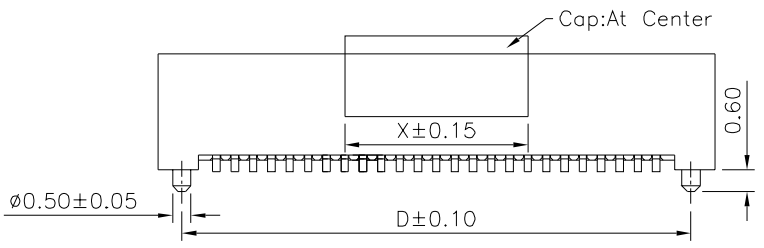
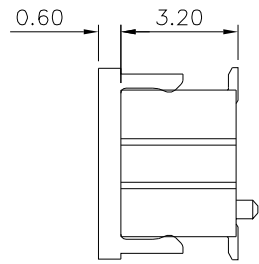
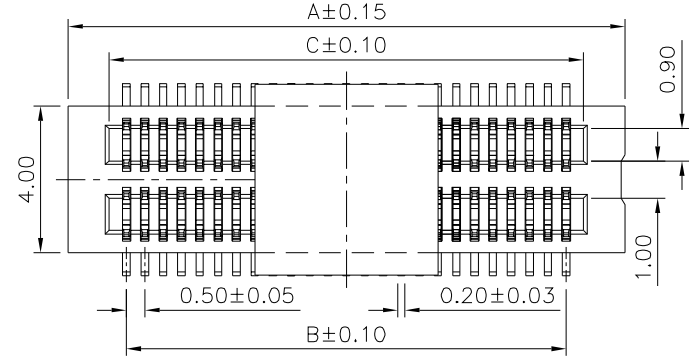
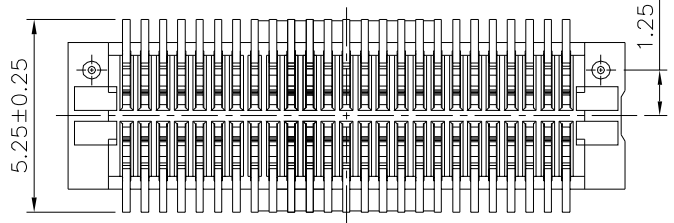


Recommended P.C.B. Layout



Mating Draw (Ref.)



SPECIFICATION

- 1.General Characteristics:**
0.5mm Board To Board Double Slot Type
Male XXP SMT 180° With Post Stacking
Height=4.5mm With Cap
- 2.Material&Finish**
Housing:LCP(UL94V-0),White
Contact:Phosphor Bronze,Gold Plated Over Nickel
- 3.Electrical Characteristics:**
Current Rating:0.5A AC/DC
Voltage Rating:50V AC/DC
Withstanding Voltage:100V AC For One Minute
Contact Resistance:30 Milliohms Max.
Insulation Resistance:100 Megaohms Min. At 100V DC
- 4.Environmental Characteristics:**
Operation Temperature:-20°C~+105°C
- 5.RoHS Compliant**

Pin	X
10~48	5.00
50~120	12.0

Pin	A	B	C	D
10	5.20	2.00	2.96	3.90
20	7.70	4.50	5.46	6.40
30	10.20	7.00	7.96	8.90
40	12.70	9.50	10.46	11.40
50	15.20	12.00	12.96	13.90
60	17.70	14.50	15.46	16.40
70	20.20	17.00	17.96	18.90
80	22.70	19.50	20.46	21.40
90	25.20	22.00	22.96	23.90
100	27.70	24.50	25.46	26.40
120	32.70	29.50	30.46	31.40

Part No.(Socket)	Part No.(Plug)	Dim. A1	Dim. B1
1655	1657	2.90	4.5

4UCON 元化興業股份有限公司
4UCON TECHNOLOGY INC.

DRAWING No. 18978
APPROVED BY MEI
CHECKED BY HZF
DRAWING BY CYP
SCALE NONE REV. B0

UNLESS OTHERWISE SPECIFIED TOLERANCES ARE
.X ±0.2
.XX ±0.15
ANG.
UNIT mm

△ B0	NEW RELEASE	HZF	09/25/2018
NO.REV.	REVISIONS	CHK	DATE