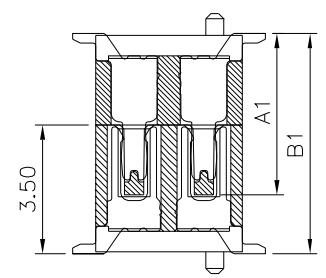
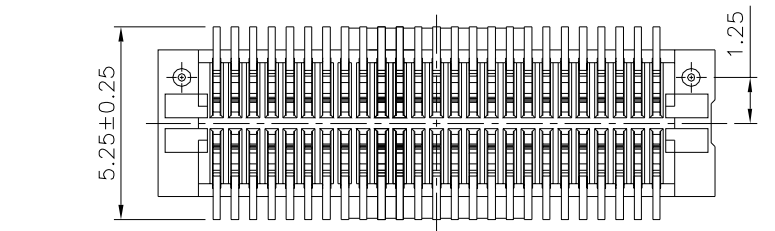
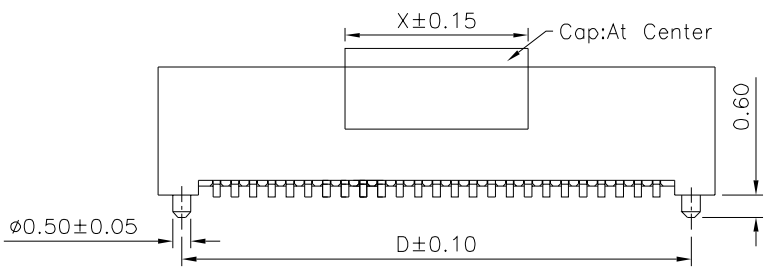
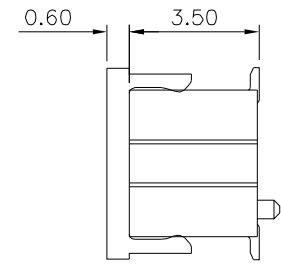
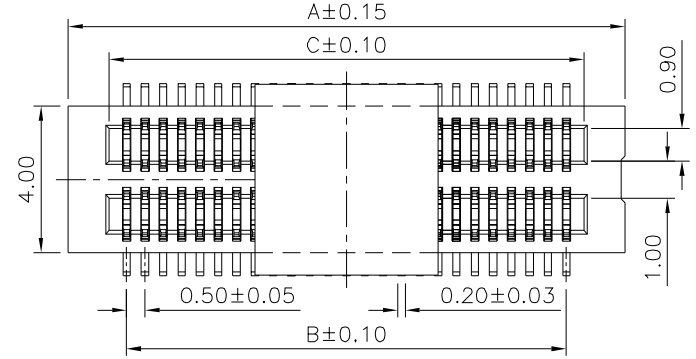


Recommended P.C.B. Layout



Mating Draw (Ref.)

SPECIFICATION

1. **General Characteristics:**
0.5mm Board To Board Double Slot Type Male XXP
SMT 180° With Post Stacking Height=6.0mm With Cap
2. **Material&Finish:**
Housing:LCP(UL94V-0),White
Contact:Phosphor Bronze,Gold Plated Over Nickel
3. **Electrical Characteristics:**
Current Rating:0.5A AC/DC
Voltage Rating:50V AC/DC
Withstanding Voltage:100V AC For One Minute
Contact Resistance:30 Milliohms Max.
Insulation Resistance:100 Megaohms Min. At 100V DC
4. **Environmental Characteristics:**
Operation Temperature Range:-20°C~+105°C
5. **RoHS Compliant**

Type X:

Type	Pin	Dim.(mm)
1	10~48	5.00
2	50~120	12.0

Part No.(Socket)	Part No.(Plug)	A1	B1
1660	1661	4.40	6.00

Pin	A	B	C	D
10	5.20	2.00	2.96	3.90
14	6.20	3.00	3.96	4.90
20	7.70	4.50	5.46	6.40
30	10.20	7.00	7.96	8.90
40	12.70	9.50	10.46	11.40
50	15.20	12.00	12.96	13.90
60	17.70	14.50	15.46	16.40
70	20.20	17.00	17.96	18.90
80	22.70	19.50	20.46	21.40
90	25.20	22.00	22.96	23.90
100	27.70	24.50	25.46	26.40
120	32.70	29.50	30.46	31.40

4UCON 元化興業股份有限公司
4UCON TECHNOLOGY INC.

DRAWING No.		APPROVED BY		UNLESS OTHERWISE SPECIFIED TOLERANCES ARE .X ±0.2 .XX ±0.15
19020		MEI		
		CHECKED BY HZF		
SCALE		DRAWING BY		UNIT mm
NONE		CYP		
REV.	BO	NO. REV.		DATE
		BO		09/25/2018
		REVISIONS		CHK
				DATE

BO	NEW RELEASE	HZF	09/25/2018
NO. REV.	REVISIONS	CHK	DATE