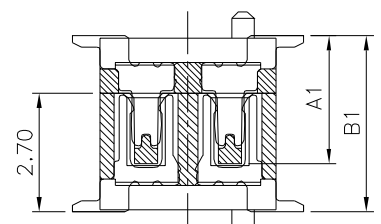
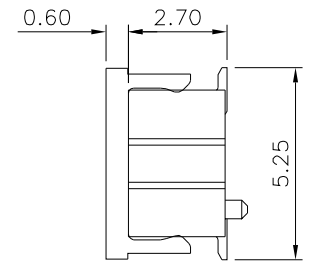
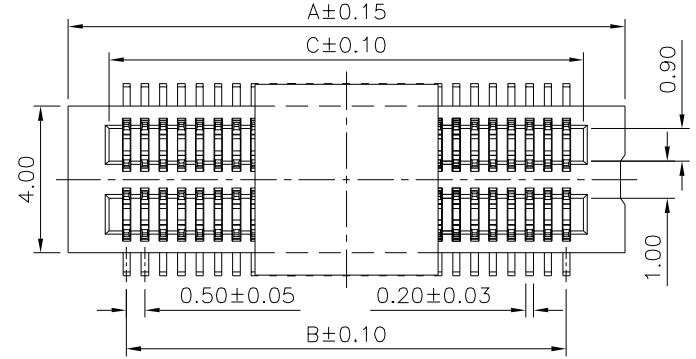
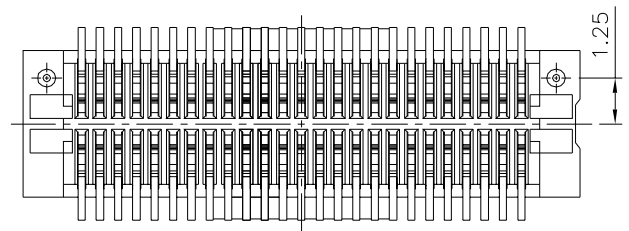
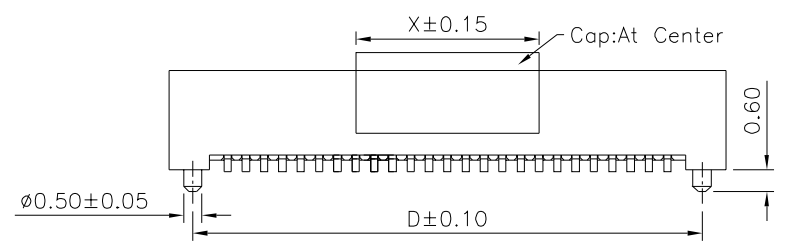


Recommended P.C.B. Layout



Mating Draw (Ref.)



SPECIFICATION

- 1.General Characteristics:
0.5mm Board To Board Double Slot Type
Male XXP SMT 180° With Post Stacking
Height=4.0mm With Cap
- 2.Material&Finish
△ Housing:LCP(UL94V-0),White
Contact:Phosphor Bronze,Gold Plated Over Nickel
- 3.Electrical Characteristics:
Current Rating:0.5A AC/DC
Voltage Rating:50V AC/DC
Withstanding Voltage:100V AC For One Minute
Contact Resistance:30 Milliohms Max.
Insulation Resistance:100 Megaohms Min. At 100V DC
- 4.Environmental Characteristics:
Operation Temperature:-20°C~+105°C
- 5.RoHS Compliant

Pin	A	B	C	D
10	5.20	2.00	2.96	3.90
20	7.70	4.50	5.46	6.40
30	10.20	7.00	7.96	8.90
40	12.70	9.50	10.46	11.40
50	15.20	12.00	12.96	13.90
60	17.70	14.50	15.46	16.40
70	20.20	17.00	17.96	18.90
80	22.70	19.50	20.46	21.40
90	25.20	22.00	22.96	23.90
100	27.70	24.50	25.46	26.40
120	32.70	29.50	30.46	31.40

Pin	X
10~48	5.00
50~120	12.0

Part No.(Socket)	Part No.(Plug)	Dim. A1	Dim. B1
1655	1656	2.90	4.00

4UCON 元化興業股份有限公司
4UCON TECHNOLOGY INC.

DRAWING No.		APPROVED BY		UNLESS OTHERWISE SPECIFIED TOLERANCES ARE .X ±0.2 .XX ±0.15 ANG.
20573		MEI		
		CHECKED BY		
HZF		DRAWING BY		
CYP		B1		UNIT mm
SCALE	NONE	REV.	B1	

NO.	REV.	REVISIONS	CHK	DATE
△	B1	Modify Data	HZF	08/25/2018
△	B0	NEW RELEASE	HZF	05/01/2014