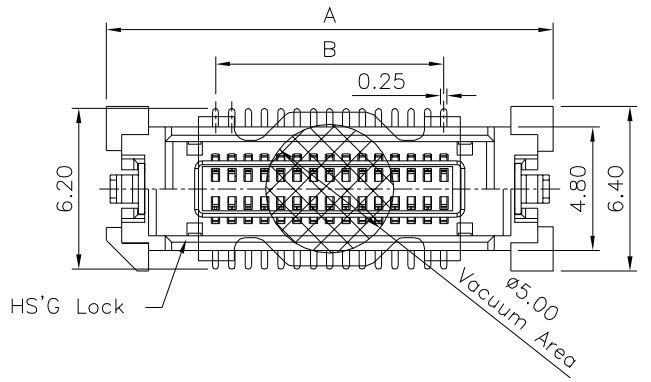


SPECIFICATION

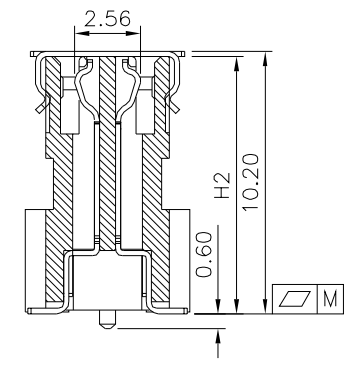
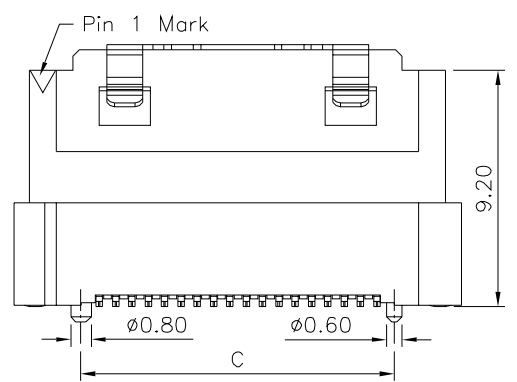
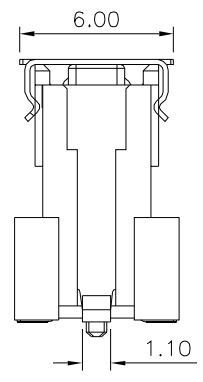
- General Characteristics**
0.635mm Board To Board Female XFP SMT
180° With Post With Fitting Nail Stacking
Height=12.0~16.0mm With Cap Tape & Reel
- Material&Finish**
Insulator:LCP(UL94V-0),Beige
Contact:Phosphor Bronze
Gold Flash On Contact Area,Tin Plated On Solder Tails,Over Nickel
Fitting Nail:Brass,Tin Plated Over Nickel
Cap:Stainless Steel
- Electrical Characteristics**
Current Rating:0.5A At AC 100V
Withstanding Voltage:250V AC
Contact Resistance:

Stacking Height	Before Test	After Test
12.0~13.0	60 Milliohms Max.	80 Milliohms Max.
14.0~16.0	70 Milliohms Max.	90 Milliohms Max.

- Insulation Resistance:1000 Megaohms Min.
4.Environmental Characteristics
 Operation Temperature: -55°C~+85°C
5.Other
 <80 Pins The "M" Is 0.12mm Max.
 >80 Pins The "M" Is 0.15mm Max.
6.RoHS Compliant



Series No.(Socket)	Series No.(Plug)	H1	H2	Stacking Height
1665	1666	5.00	10.00	12.00



Item No.(Socket)	Pin	A	B	C	D	Qty/Reel	HS'G Lock
--	*20	14.22	5.715	9.02	10.62	300	Yes
	*30	17.40	8.890	12.20	13.80	300	
	*40	20.57	12.065	15.37	16.97	300	
	50	23.75	15.240	18.55	20.15	--	
	*60	26.92	18.415	21.72	23.32	300	
22797	*70	30.10	21.590	24.90	26.50	300	No
--	80	33.27	24.765	28.07	29.67	--	
	90	36.45	27.940	31.25	32.85	--	
	*100	39.62	31.115	34.42	36.02	300	
	120	45.97	37.465	40.77	42.30	--	
	140	52.32	43.815	47.12	48.72	--	
	160	58.67	50.165	53.47	55.07	--	

The Mark Of "*" Are Toolled Already

4UCON 元化興業股份有限公司
4UCON TECHNOLOGY INC.

DRAWING No. 22797		APPROVED BY MEI		UNLESS OTHERWISE SPECIFIED TOLERANCES ARE .X ±0.40 .XX ±0.25 .XXX ±0.15 ANG. ±3°
		CHECKED BY HZF		
		DRAWING BY CYP		
SCALE	NONE	REV.	A1	UNIT mm

NO.	REV.	REVISIONS	CHK	DATE
△A1		Modify Data	HZF	02/22/2019
△A0		NEW RELEASE	HZF	04/09/2018