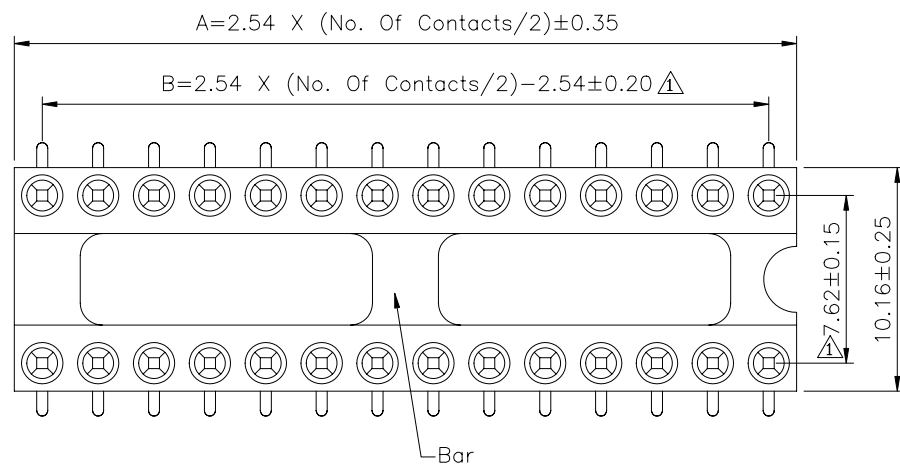
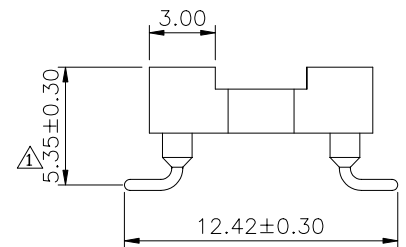
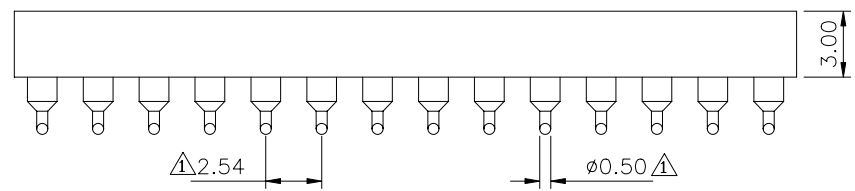


P.C.B Layout



Bar



SPECIFICATION

△ Current Rating:3Amps/Contact Max.
 Contact Resistance:4 Milliohms Max./Contact
 Insulation Resistance:1000 Megaohms Min. At 100V
 Operation Voltage:60V AC/DC
 Average Insertion Force With Steel Pin Of
 ø0.43mm:<250g
 Average Withdrawal Force With Steel Pin Of
 ø0.43mm:>90g Min.
 Mechanical Life Cycle:Min.200
 Operation Temperatures:Gold Plated:-55°C~+105°C
 Tin Plated:-40°C~+105°C
 Soldering Temperature:+260°C 6S Max.
 Pin(Outer Sleeve):Brass Machined CuZn38Pb2
 Plating(Outer Sleeve):Tin Plated
 Clip(Contact 4 Finger):Beryllium Copper,Heat Treated
 Plating(Contact):Gold Plated
 Insulator Black(Housing):PPS(UL94V-0)
 RoHS Compliant

Pin	A	B	Type
6	7.62	5.08	Without Bar
8	10.16	7.62	
10	12.70	10.16	
14	17.78	15.24	
16	20.32	17.78	With Bar
18	22.86	20.32	
20	25.40	22.86	
24	30.48	27.94	
28	35.56	33.02	With Bar
32	40.64	38.10	
40	50.80	48.26	
48	60.96	58.42	

4UCON 元化興業股份有限公司
 4UCON TECHNOLOGY INC.

DRAWING No.		APPROVED BY		UNLESS OTHERWISE SPECIFIED TOLERANCES ARE X. ±0.50 △.X ±0.30 .XX ±0.20 .XXX ±0.10 ANG ±5°
10163		MEI		
		CHECKED BY	HZF	
		DRAWING BY	XYH	
SCALE	NONE	REV.	A1	UNIT mm

△ A1	Modify Data	HZF	05/27/2009
△ A0	NEW RELEASE	HZF	05/03/2007
NO.REV.	REVISIONS	CHK	DATE