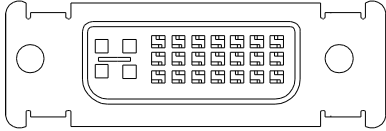
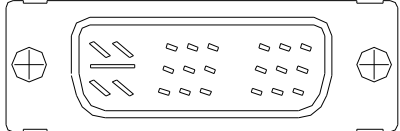
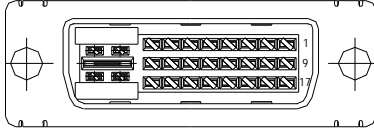
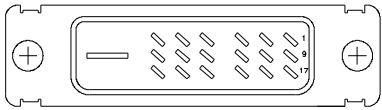


Please select the connector you need from (single link, dual link, analog, digital, etc.) below.
 We have provided drawings for your reference.

No. of Contact Option	4U PART NO.	Sketch
Analog: 17PIN (12+5)	09396	
Analog / Digital: 23PIN (18+5)	09394	
Analog: 29PIN (24+5)	09392	
Digital Single Link: 18PN / 19PIN (18+1)	09395	
Digital Dual Link: 24PIN / 25PIN (24+1)	09393	